

Wall mounted unit
Air Conditioning
Technical Data
FTXF-F



FTXF20F5V1B
FTXF25F5V1B
FTXF35F5V1B
FTXF42F5V1B
FTXF50F5V1B
FTXF60F2V1B
FTXF71F2V1B

TABLE OF CONTENTS

FTXF-F

1	Features	4
	FTXF-F	4
2	Specifications	5
3	Options	8
4	Dimensional drawings	10
5	Centre of gravity	12
6	Piping diagrams	14
7	Wiring diagrams	17
	Wiring Diagrams - Three Phase	17
8	Sound data	18
	Sound Power Spectrum	18
	Sound Pressure Spectrum	23

1 Features


















1 - 1 FTXF-F

Wall mounted unit for low energy consumption and pleasant comfort

1

- > Seasonal efficiency values up to A++ in cooling
- > Onecta app: control your indoor from any location with an app, via your local network or internet.
- > Quiet in operation down to 20 dBA
- > Choosing for an R-32 product, reduces the environmental impact with 68% compared to R-410A and leads directly to lower energy consumption thanks to its high energy efficiency



- | | | | | | | | | |
|--|--|---|---|---|---|---|--|---|
| 
Onecta app | 
Econo mode
(25, 35 class) | 
Energy saving during
standby mode
(25, 35 class) | 
Fan only | 
Comfort mode
(25, 35 class) | 
Powerful mode | 
Auto cooling-
heating
changeover | 
Indoor unit silent
operation | 
Vertical auto
swing |
| 
Auto fan
speed | 
Fan speed
steps
(5 steps) | 
Dry
programme | 
Air filter | 
24 hour timer | 
Infrared
remote control | 
Auto-restart | 
Self diagnosis | |

2 Specifications

2 - 1 Specifications

Technical specifications				FTXF20F	FTXF25F	FTXF35F	FTXF42F	
Power input	Cooling	Nom.	kW	0.023		0.029	0.04	
	Heating	Nom.	kW	0.023		0.029	0.04	
Casing	Colour			White				
Dimensions	Unit	Height	mm	286				
		Width	mm	770				
		Depth	mm	225				
	Packed unit	Height	mm	305				
		Width	mm	830				
		Depth	mm	360				
Weight	Unit		kg	8		8.5	9	
	Packed unit		kg	10		11		
Packing	Weight		kg	2				
Heat exchanger	Length		mm	610				
	Rows	Quantity		2				
	Fin pitch		mm	1.4				
	Stages	Quantity		18				
	Passes	Quantity		-		3		
	Tube type			ø5 Hi-XB				
	Fin	Type		ML fin (Multi louver)				
Heat exchanger 2	Length		mm	-		600		
	Rows	Quantity		-		1		
	Fin pitch		mm	-		1.4		
	Stages	Quantity		-		8		
Fan	Type			Cross flow fan				
	Quantity			1				
Air flow rate	Cooling	High	m ³ /min	9.8	10	11.5	12.6	
			cfm	346	353	406	450	
		Medium	m ³ /min		8		9	
			cfm	286	289	298	310	
		Low	m ³ /min	6	6.2	6.4	6.9	
			cfm	212	219	226	243	
	Heating	Silent operation	m ³ /min	4.3		4.4	4.9	
			cfm	152		155	173	
		High	m ³ /min	10.4		11.9	12.8	
			cfm	367		420	452	
		Medium	m ³ /min	8.3	8.4	8.6	8.8	
			cfm	293	297	302	310	
Fan	Air flow rate	Heating	Medium	cfm	293	297	302	310
			Low	m ³ /min	6.2	6.4	6.5	6.7
			cfm	219	226	230	236	
		Silent operation	m ³ /min		5.3		5.2	
			cfm		187		183	
Fan motor	Model			DFD03C1VB				
	Speed			5 + silent, + auto				
	Cooling	High	rpm	1,000	1,020	1,140	1,250	
			rpm	830		870	1,010	
		Low	rpm	660		700	780	
			Silent operation	rpm	530		540	600
	Heating	High	rpm	1,040		1,140	1,250	
			rpm	880		930	1,010	
		Low	rpm	710		760	780	
			Silent operation	rpm		610		650
	Output	Rated	W			22		
Sound power level	Cooling		dBA	53	54	59		
	Heating		dBA	55	56	59		
Sound pressure level	Cooling	High	dBA	39	40	43	45	
			dBA		33		34	36
		Low	dBA	25	26	27	30	
			Silent operation	dBA		20		22
	Heating	High	dBA	39	40	44		
			dBA		34		35	34
		Low	dBA	28		29	28	
			Silent operation	dBA		21		22
Piping connections	Liquid	OD	mm	6				
	Gas	OD	mm	9.5				
	Drain			18				
	Heat insulation			Both liquid and gas pipes				
Air filter	Type			Removable / washable				
Air direction control				Right, Left, Horizontal, Downward				
Temperature control				Microcomputer control				
Control systems	Infrared remote control			ARC480A93				
	Wired remote control			BRC073A1				

2 Specifications

2 - 1 Specifications

Technical specifications				FTXF50F	FTXF60F	FTXF71F	
Power input	Cooling	Nom.	kW	0.04		0.032	
	Heating	Nom.	kW	0.04		0.035	
Casing	Colour			White			
Dimensions	Unit	Height	mm	286		295	
		Width	mm	770		990	
		Depth	mm	225		263	
	Packed unit	Height	mm	305		368	
		Width	mm	830		1,080	
		Depth	mm	360		383	
Weight	Unit			9		13.5	
	Packed unit			11		16	
Packing	Weight			2		2.5	
Heat exchanger	Length			610		820	
	Rows	Quantity		2			
		Fin pitch		mm			1.4
	Stages	Quantity		18			
		Passes		3		6	
	Tube type			ø5 Hi-XB			
	Fin	Type		ML fin (Multi louver)			
		Length			600		810
	Heat exchanger 2	Rows	Quantity		1		
			Fin pitch		mm		
Stages		Quantity		8			
Heat exchanger 3	Length			-		810	
	Rows	Quantity		-			
		Fin pitch		mm			-
	Stages	Quantity		-			
Fan	Type			Cross flow fan			
	Quantity			1			
	Air flow rate	Cooling	High	m ³ /min	12.6		17.3
				cfm	450		610
			Medium	m ³ /min	9		14.8
			cfm	328		522	
		Low	m ³ /min	7.2		12.2	
			cfm	255		430	
	Silent operation		m ³ /min	6.4		10.7	
	Heating	High	m ³ /min	12.8		17.9	
cfm			452		632		
Medium		m ³ /min	9.6		15.8		
		cfm	339		557		
Low		m ³ /min	7.2		12.8		
		cfm	254		452		
Silent operation		m ³ /min	6.4		11.3		
	cfm	227		399			
Fan motor	Model			DFD03C1VB		MM9E17S21VA	
	Speed			5 + silent, + auto			
	Cooling	High	rpm	1,250		1,070	
			rpm	1,030		940	
			rpm	850		810	
		Silent operation		rpm	760		730
		Heating	High	rpm	1,250		1,100
			Medium	rpm	1,060		990
	Low		rpm	860		840	
	Silent operation		rpm	780		760	
	Output	Rated		W	22	46	
	Sound power level	Cooling			59	60	62
		Heating			59		62
Sound pressure level	Cooling	High	dB(A)		45	46	
		Medium	dB(A)	39	41	42	
		Low	dB(A)	34	36	37	
		Silent operation		dB(A)	31	33	34
		Heating	High	dB(A)		44	45
	Medium		dB(A)	38	40	41	
	Low		dB(A)	33	35	36	
	Silent operation		dB(A)	30	32	33	
	Piping connections		Liquid	OD	mm	6	
		Gas	OD	mm		12.7	
Drain			18				
Heat insulation			Both liquid and gas pipes				
Air filter	Type			Removable / washable			
Air direction control				Right, Left, Horizontal, Downward	Left, right, up and downwards		

2 Specifications

2 - 1 Specifications

Technical specifications		FTXF50F	FTXF60F	FTXF71F
Temperature control			Microcomputer control	
Control systems	Infrared remote control	ARC480A93		ARC470A1
	Wired remote control		BRC073A1	

Standard accessories: Installation manual;Quantity: 1;

Standard accessories: AAA dry-cell batteries;Quantity: 2;

Standard accessories: General safety precautions;Quantity: 1;

Standard accessories: Operation manual;Quantity: 1;

Standard accessories: Indoor unit fixing screws;Quantity: 2;

Standard accessories: Infrared remote control;Quantity: 1;

Standard accessories: Mounting plate;Quantity: 1;

Standard accessories: Remote control holder;Quantity: 1;

Electrical specifications		FTXF20F	FTXF25F	FTXF35F	FTXF42F	FTXF50F	FTXF60F
Power supply	Name			-			V1
	Phase				1~		
	Frequency	Hz			50		
	Voltage	V			220-440		220-240
Current	Nominal running current	Heating	A				0.37
	(RLA) - 50Hz						

Electrical specifications		FTXF71F	
Power supply	Name		V1
	Phase		1~
	Frequency	Hz	50
	Voltage	V	220-240
Current	Nominal running current	Heating	A
	(RLA) - 50Hz		0.4

Cooling: indoor temp. 27°CDB, 19°CWB; outdoor temp. 35°CDB; equivalent piping length: 5m; level difference: 0m |

Heating: indoor temp. 20°CDB; outdoor temp. 7°CDB, 6°CWB; equivalent refrigerant piping: 5m (horizontal) |

See separate drawing for electrical data

3 Options

3 - 1 Options

ATXF60-71F
FTXF60-71F

Option kit	Product name	Remark	Applicable models	Class	Casing	Factory
Wired remote control	BRC073A1		FTXP20L5V1B	20	BMS-R32	DTAS
Wired remote control	BRC944B2		FTXP25L5V1B	25	BMS-R32	DTAS
Extension cord for wired remote control (3m)	BRCW901A03		FTXP35L5V1B	35	BMS-R32	DTAS
Extension cord for wired remote control (5m)	BRCW901A08		ATXP20L5V1B	20	BMS-R32	DTAS
Interface adaptor for wired remote control	KRP980B1		ATXP25L5V1B	25	BMS-R32	DTAS
Interface adaptor for wired remote control	KRP067A41		ATXP35L5V1B	35	BMS-R32	DTAS
Interface adaptor for wired remote control	EKRP980B2		FTXF20A5V1B	20	BMS-R32	DTAS
Centralised control board (up to 5 rooms)	KRC72A		FTXF25A5V1B	25	BMS-R32	DTAS
Wiring adaptor (normal open contact - normal open pulse contact)	KRP413AB1S		FTXF35A5V1B	35	BMS-R32	DTAS
Wi-Fi adaptor for smartphones	BRP069B41	④⑤	FTXF25B5V1B	25	BMS-R32	DTAS
Wi-Fi adaptor for smartphones	BRP069B42	⑤	ATXF20A5V1B	20	BMS-R32	DTAS
Wi-Fi adaptor for smartphones	BRP069B43	⑤	ATXF25A5V1B	25	BMS-R32	DTAS
Wi-Fi adaptor for smartphones	BRP069A44	⑥	ATXF35A5V1B	35	BMS-R32	DTAS
Wi-Fi adaptor for smartphones	BRP069B45	⑤	FTXP20M5V1B	20	BMS-R32	DTAS
Interface adaptor for DIII-NET	KRP928BB2S		FTXP25M5V1B	25	BMS-R32	DTAS
Central remote control	DCS302CA51		FTXP35M5V1B	35	BMS-R32	DTAS
Unified ON/OFF controller	DCS301BA51		ATXF50A2V1B	50	BML	DiCz
Schedule timer	DST301BA51		ATXF60A2V1B	60	BML	DiCz
Titanium apatite deodorising filter without frame	KAF971A42	①	ATXF71A2V1B	71	BML	DiCz
Titanium apatite deodorising filter without frame	KAF952B42	③	ATXF60F2V1B	60	BML	DiCz
Titanium apatite deodorising filter without frame	KAF970A46	②	ATXF71F2V1B	71	BML	DiCz
Honeycomb deodorising and air-purifying filter without frame	KAF968A42		FTXF50D2V1B	50	BML	DiCz
Honeycomb deodorising filter with frame	KAZ917B41		FTXF60D2V1B	60	BML	DiCz
Honeycomb deodorising filter without frame	KAZ917B42		FTXF71D2V1B	71	BML	DiCz
Air-purifying filter with frame	KAF925B41		FTXF60F2V1B	60	BML	DiCz
Honeycomb deodorising and air-purifying filter with frame	KAF046A41		FTXF71F2V1B	71	BML	DiCz
Anti-theft protection for remote control	KKF910AA4		FTXF71F2V1B	71	BML	DiCz
Anti-theft protection for remote control	KKF917AA4		FTXP50N2V1B	50	BML	DiCz
Anti-theft protection for remote control	KKF936A4	⑥	FTXP60N2V1B	60	BML	DiCz
Installation frame for floor-standing units	BKS028A4		FTXP71N2V1B	71	BML	DiCz
Optional remote control BRC480A54 for heating-only indoor units	BRC54A	⑦				

Notes

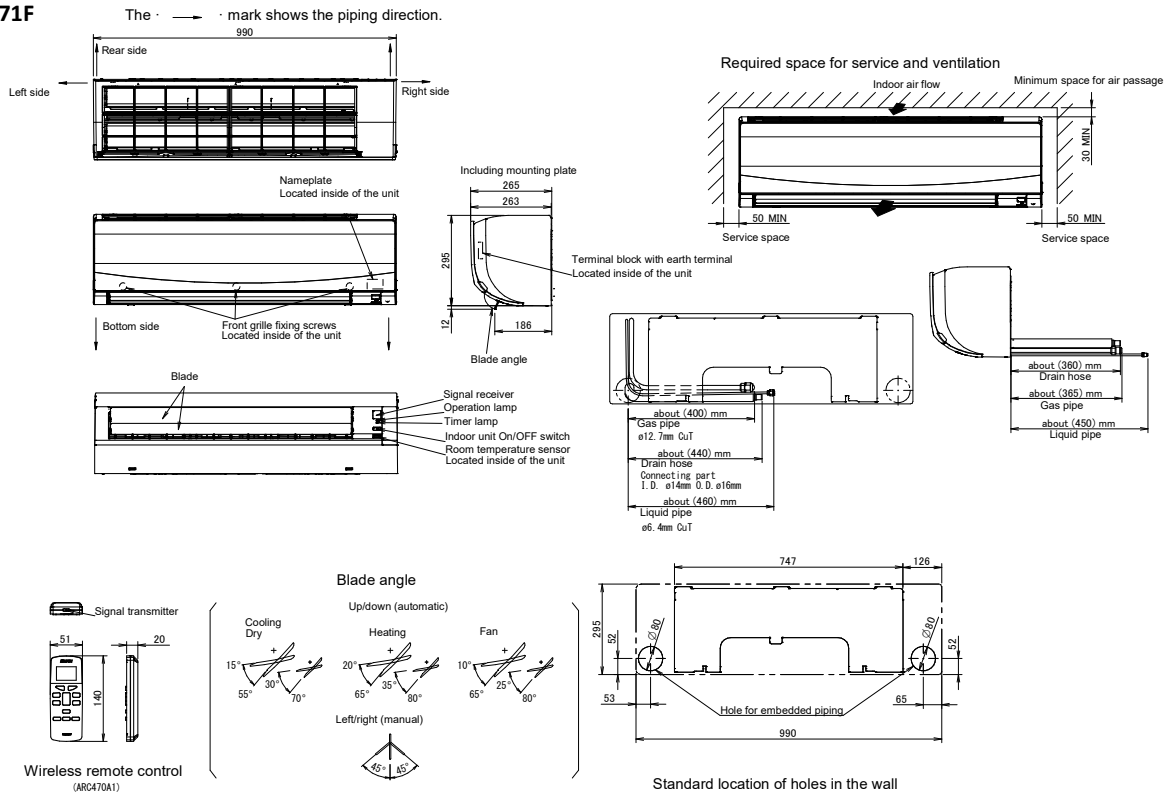
- Three-dimensional knitted fabric (42x275mm) + activated charcoal net
- Three-dimensional knitted fabric (42x255mm) + activated charcoal net
- Corrugated fiberboard (42x275mm)
- Without connection cable
- Option ·BRP069A**· was replaced by option ·BRP069B**·.
- This option is no longer produced.
- Only for France

3D095173U

4 Dimensional drawings

4 - 1 Dimensional Drawings

ATXF60-71F
FTXF60-71F



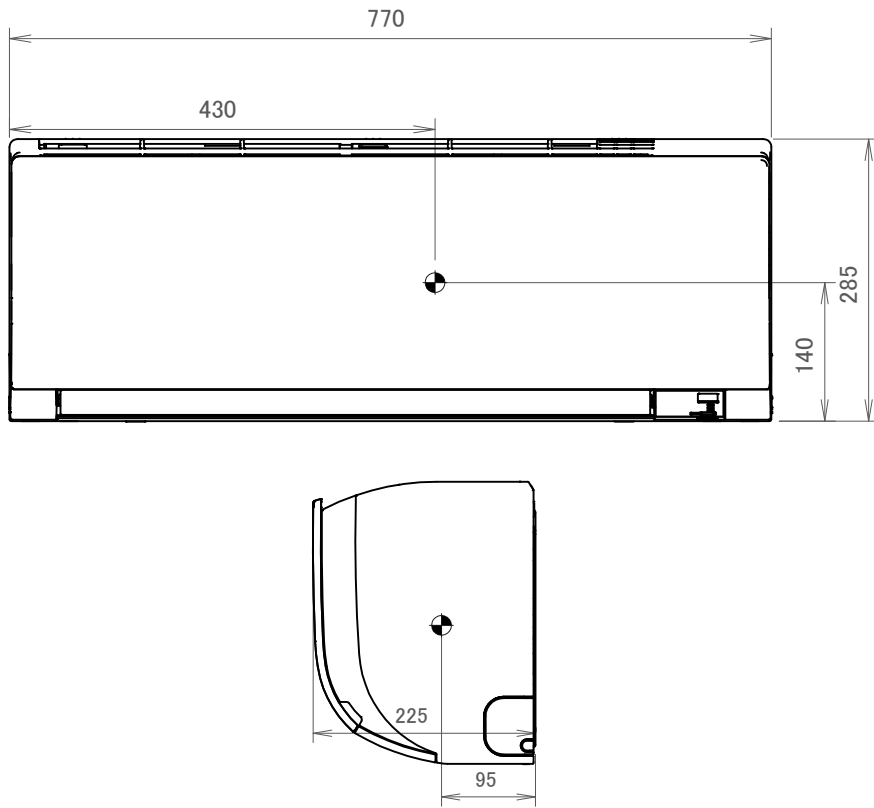
3D113369B

5 Centre of gravity

5 - 1 Centre of Gravity

5

ATXF20-42F
ATXF25-35G
CTXF20-35F
FTXF20-50F

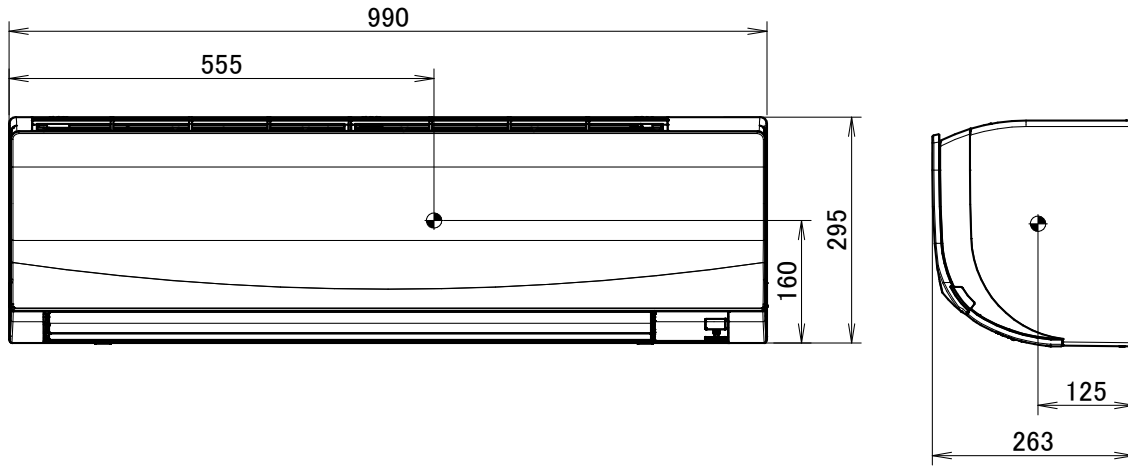


4D094235D

5 Centre of gravity

5 - 1 Centre of Gravity

ATXF60-71F
FTXF60-71F



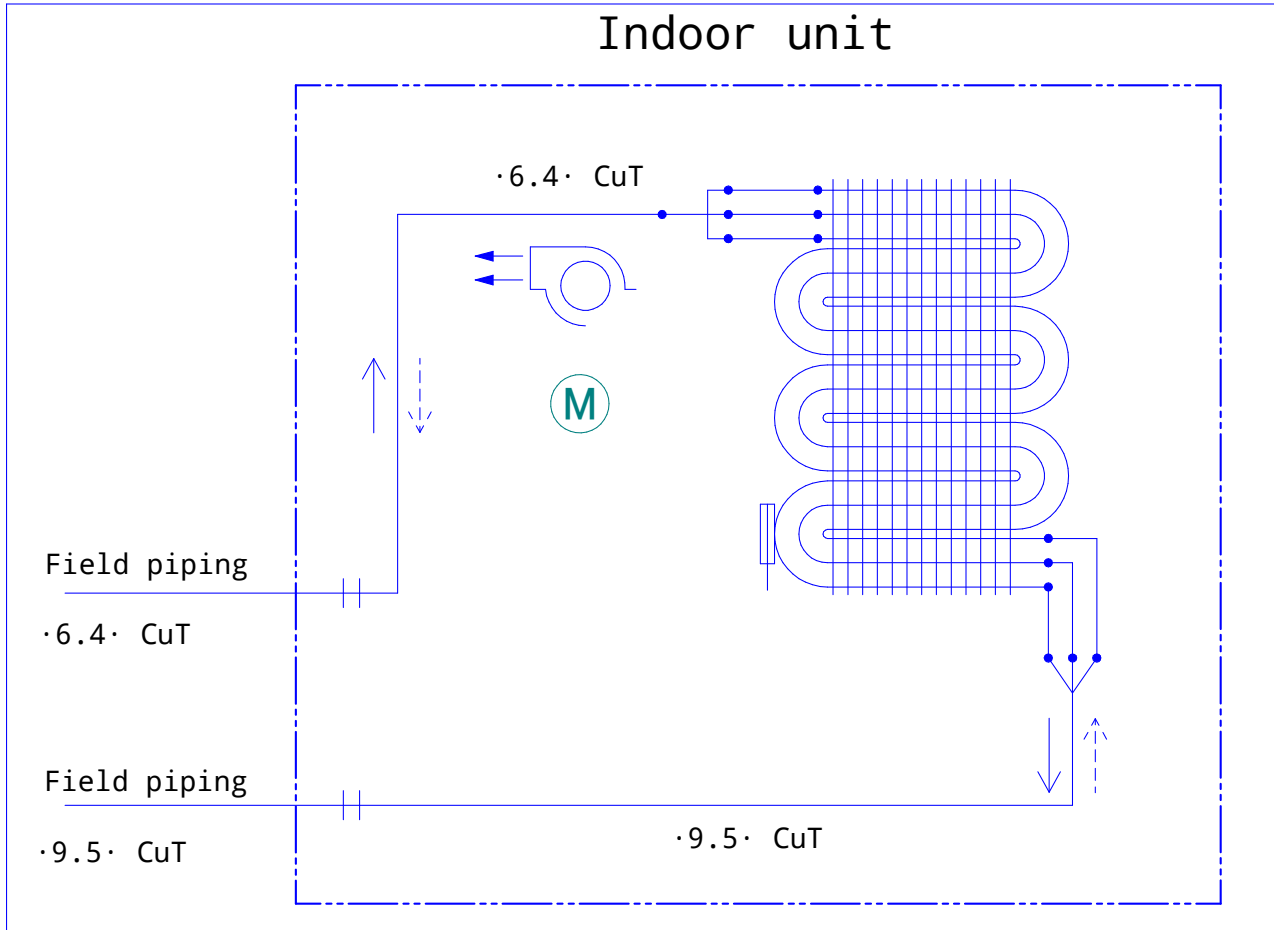
4D113531

6 Piping diagrams

6 - 1 Piping Diagrams

6

ATXF35F ATXF25G
CTXF20-25F FTXF35F



Refrigerant flow

→ Cooling

- - - -> Heating

Crossflow fan

Fan motor

Thermistor (heat exchanger)

Heat exchanger

4D139891

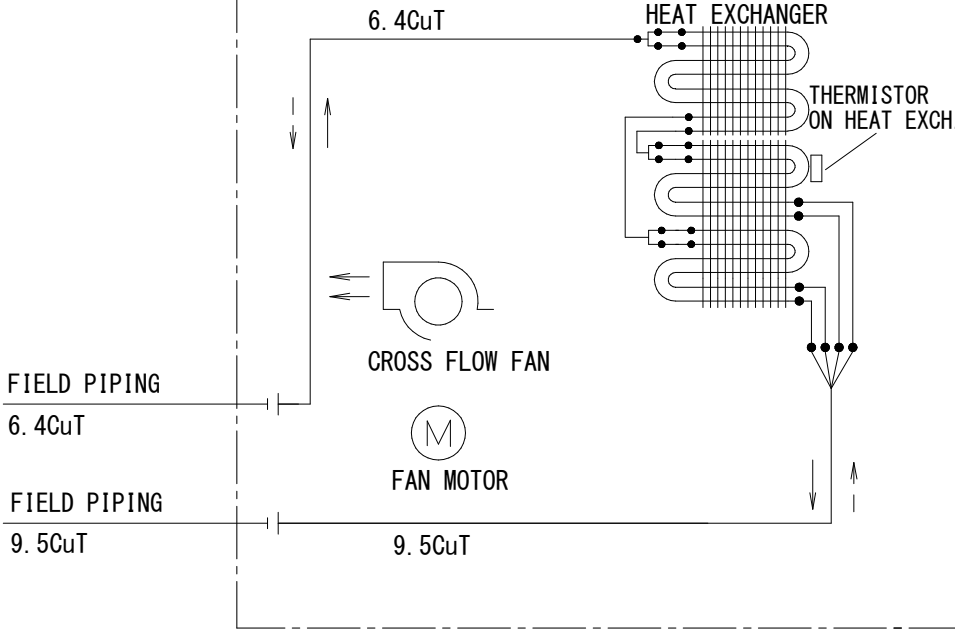
6 Piping diagrams

6 - 1 Piping Diagrams

ATXF42F
ATXF35G
CTXF35F
FTXF42F

INDOOR UNIT

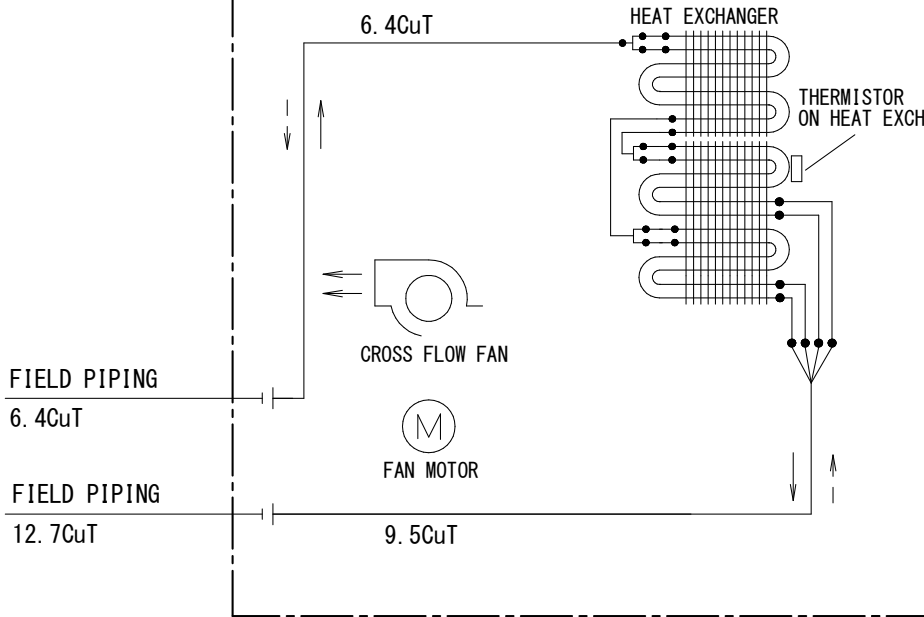
REFRIGERANT FLOW
 —> COOLING
 -> HEATING



3D130682

ATXF50F
FTXF50F

INDOOR UNIT



REFRIGERANT FLOW
 —> COOLING
 -> HEATING

3D153080

6 Piping diagrams






6 - 1 Piping Diagrams

6



ATXF60-71F

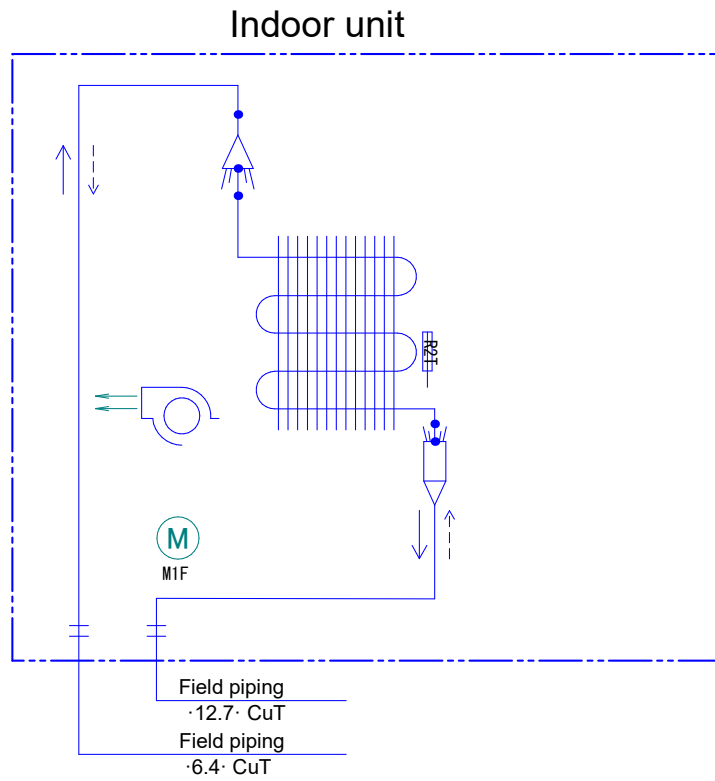
FTXF60-71F

Legend

-  Fan motor
-  Distributor
-  Heat exchanger
-  Crossflow fan
-  Thermistor (heat exchanger)

Refrigerant flow

-  Cooling
-  Heating



4D101332E

7 Wiring diagrams

7 - 1 Wiring Diagrams - Three Phase

ATXF20-42F
ATXF25-35G
CTXF20-35F
FTXF20-50F

Wiring diagram

Field wiring

BLK: Black
 BLU: Blue
 BRN: Brown
 GRN: Green
 ORG: Orange
 PNK: Pink
 RED: Red
 WHT: White
 YLW: Yellow

Caution
 When the main power is turned off and then back on again, operation will resume automatically.

NOTES
 1. SIZE : LENGTH 70 x WIDTH 120
 2. UNLESS OTHERWISE SPECIFIED REFER TO PURCHASING SPECIFICATION AS303002.

3D153085A

ATXF60-71F
FTXF60-71F

WIRING DIAGRAM

CONNECTOR FG, HE, S6-S900
FUSE F1U (FU1)
TRANSFORMER T1R (L301)
FAN MOTOR M1F
SWING MOTOR M1S
MAGNETIC RELAY K1R (MR10)
PRINTED CIRCUIT BOARD A1P~A4P
THERMISTOR R1T, R2T
OPERATION SWITCH BS1 (S1W)
VARISTOR R2V (V2)
TERMINAL STRIP X1M
FERRITE CORE Z1C, Z2C
INTELLIGENT POWER IPM200
MODULE PILOT LAMP H1P, H2P (LED 1-2)
PROTECTIVE EARTH DIODE BRIDGE V1R (DB301)
BUZZER H10 (BZ)
CAPACITOR C101~302
SIGNAL RECEIVER SR (WLU)

WIRE COLORS
 BLK :BLACK GRN :GREEN
 RED :RED YLW :YELLOW
 BLU :BLUE ORG :ORANGE
 WHT :WHITE

FIELD WIRING

CAUTION:
 WHEN THE MAIN POWER IS TURNED OFF AND THEN BACK ON AGAIN, OPERATION WILL RESUME AUTOMATICALLY.

NOTES:
 1. SIZE: HEIGHT 70 X WIDTH 120
 2. REFER TO PURCHASING SPECIFICATION AS303002 UNLESS OTHERWISE SPECIFIED.

3D154350

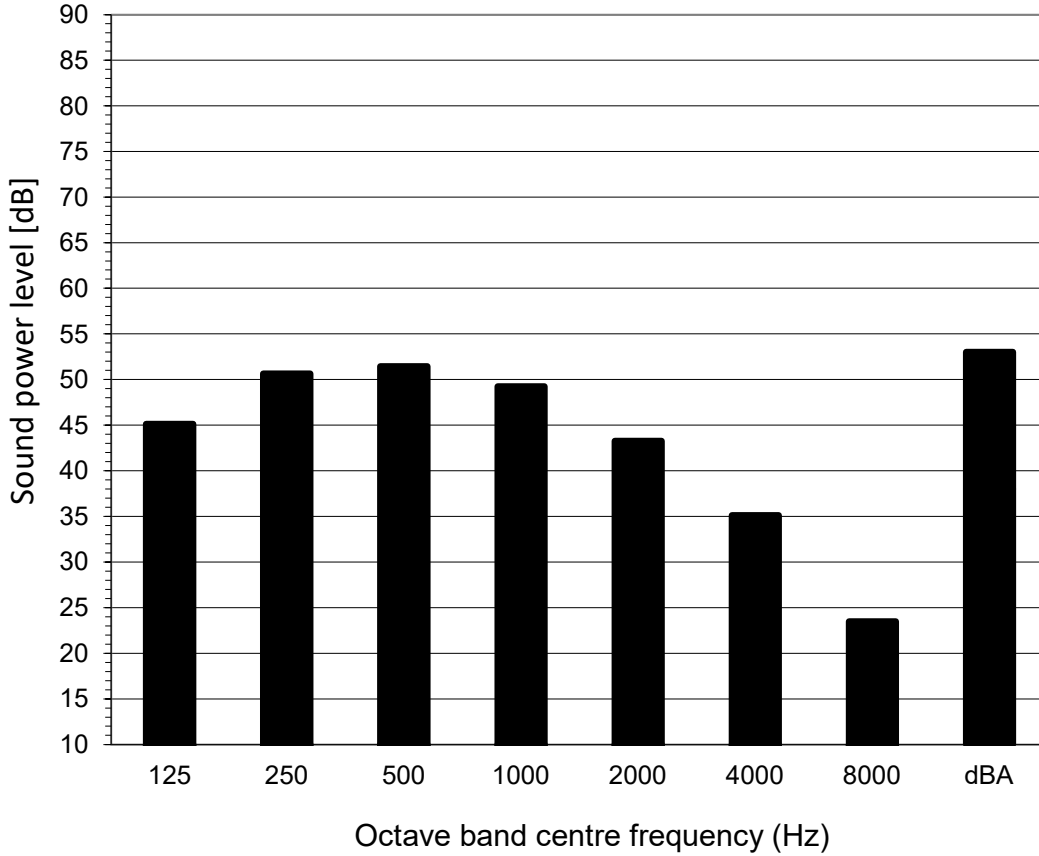
8 Sound data

8 - 1 Sound Power Spectrum

8

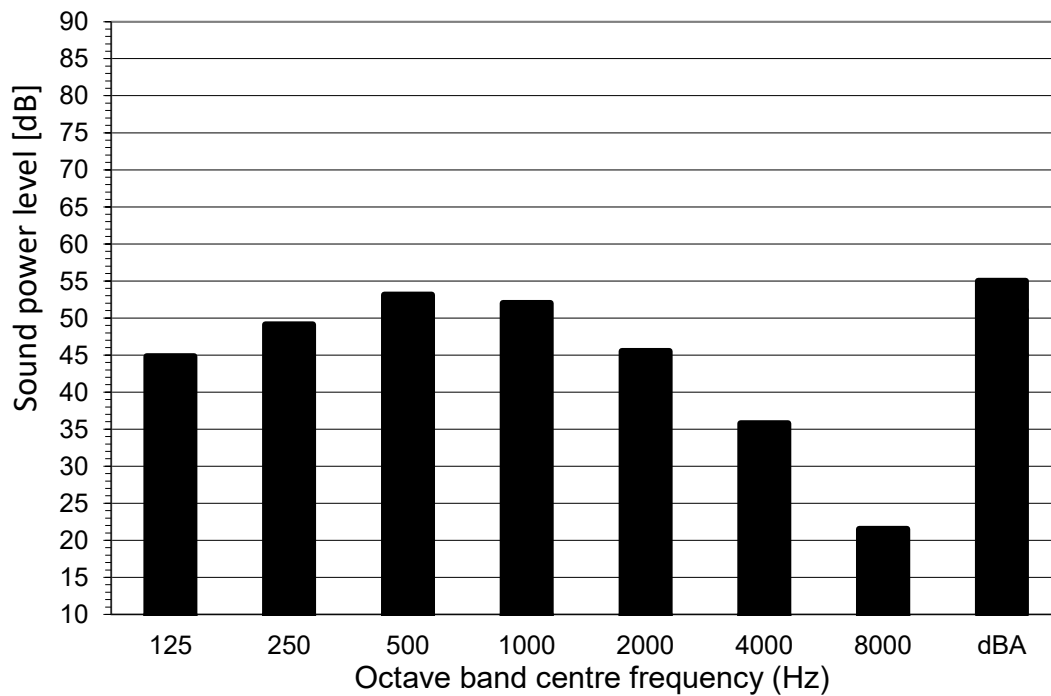
ATXF20F
FTXF20F

Cooling mode



Heating mode

Fan Speed
High

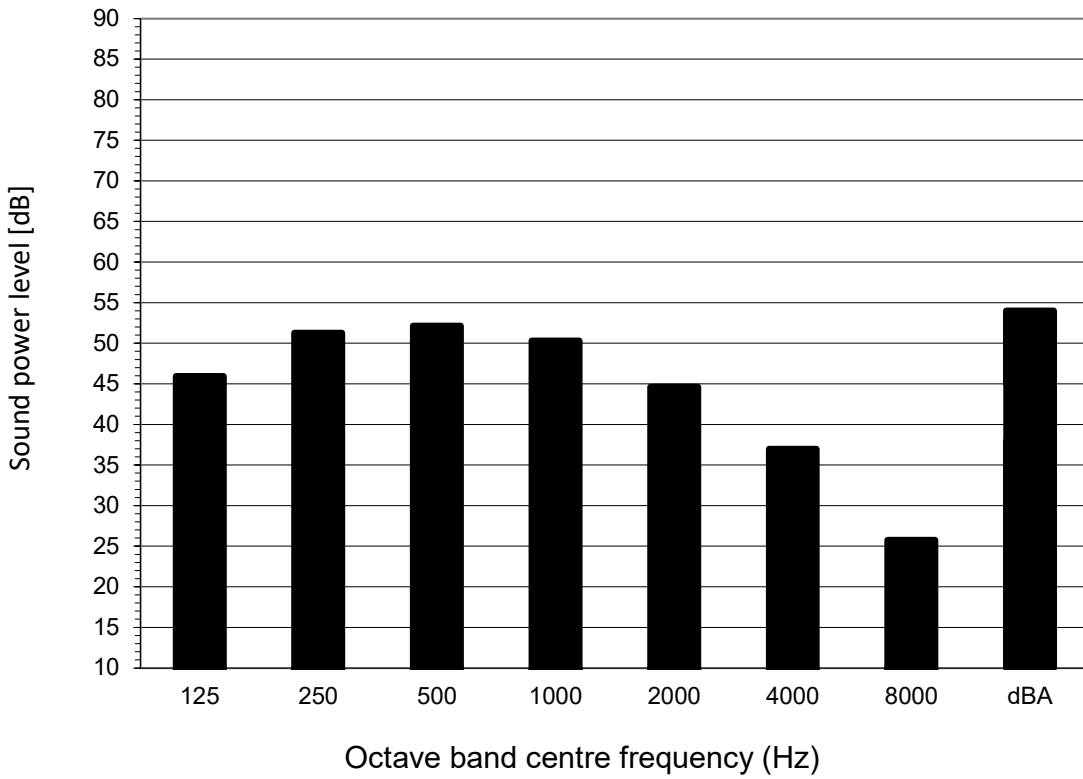


4D131985

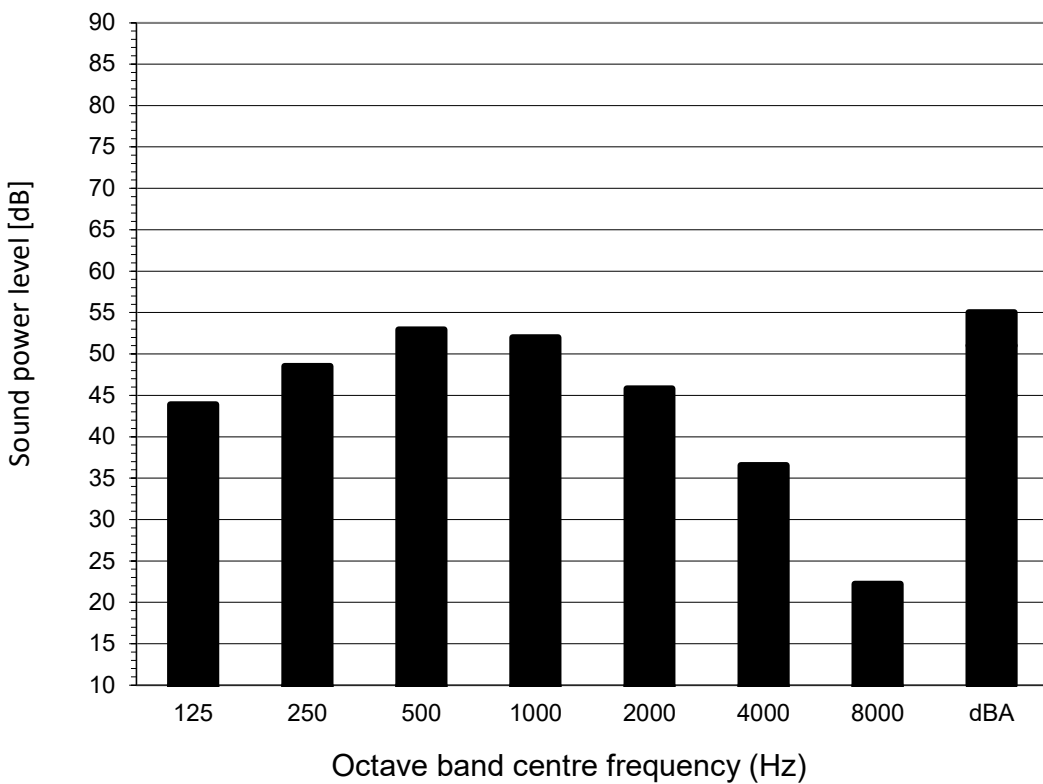
8 Sound data

8 - 1 Sound Power Spectrum

ATXF25F
FTXF25F Cooling mode



Heating mode



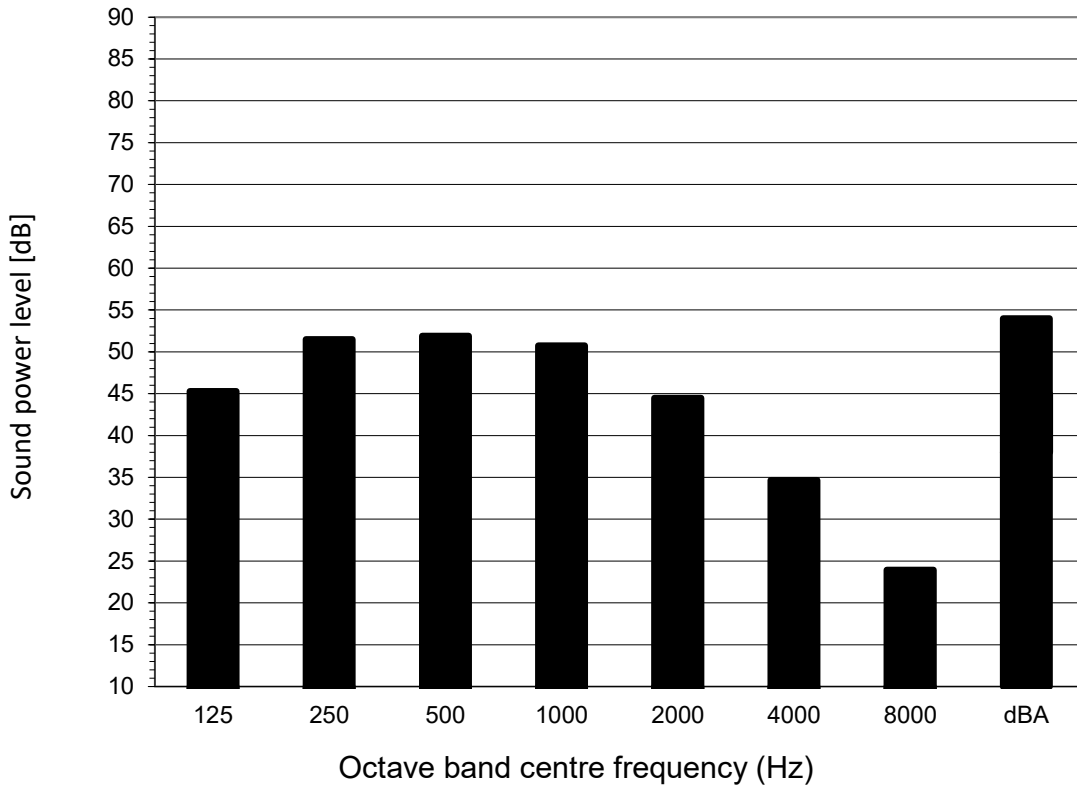
4D131987

8 Sound data

8 - 1 Sound Power Spectrum

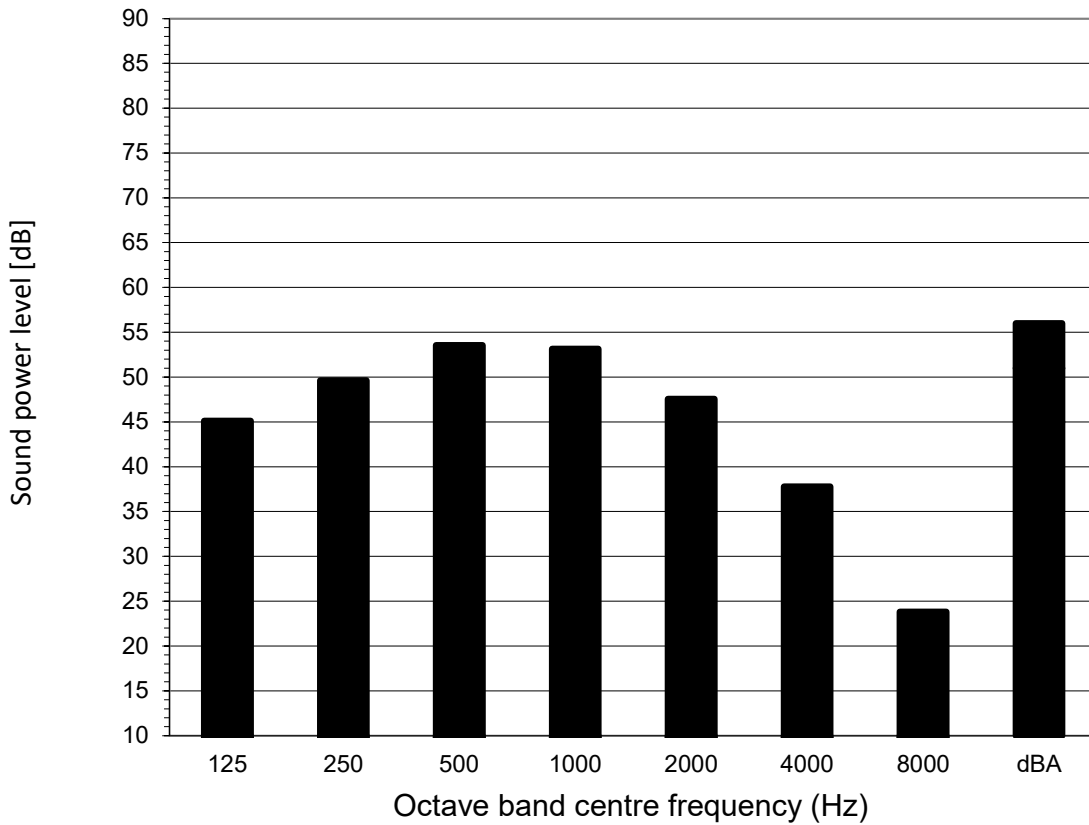
8

ATXF35F ATXF25G
CTXF20-25F FTXF35F Cooling mode



Heating mode

Fan Speed
High



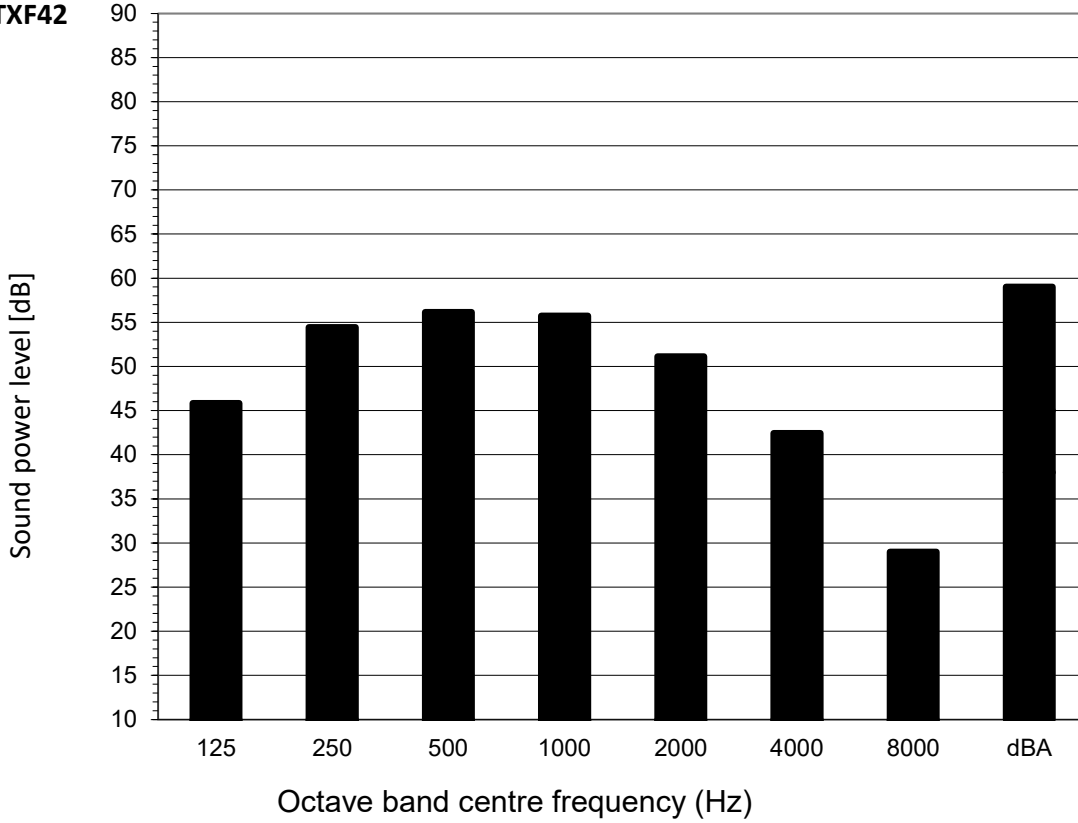
4D131988

8 Sound data

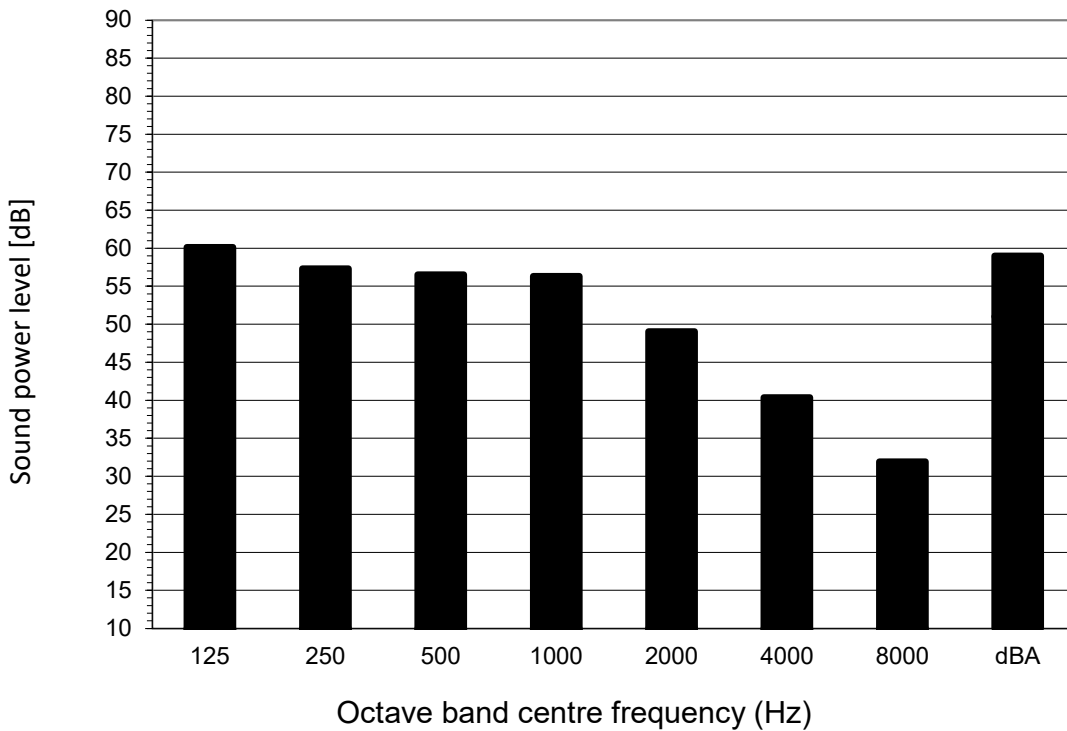
8 - 1 Sound Power Spectrum

ATXF42F
 ATXF35G
 CTXF35F
 FTXF42

Cooling mode



Heating mode

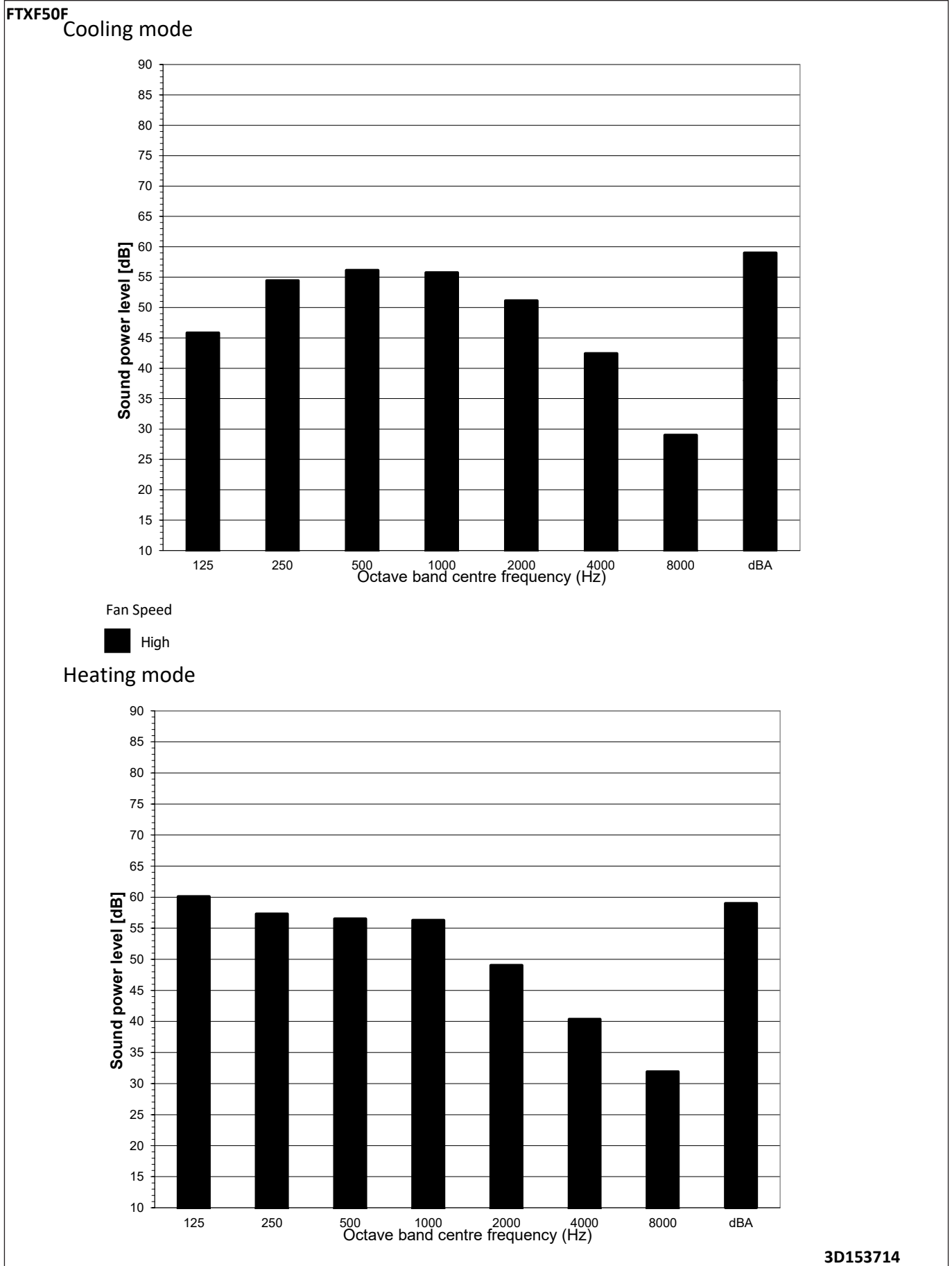


4D131989

8 Sound data

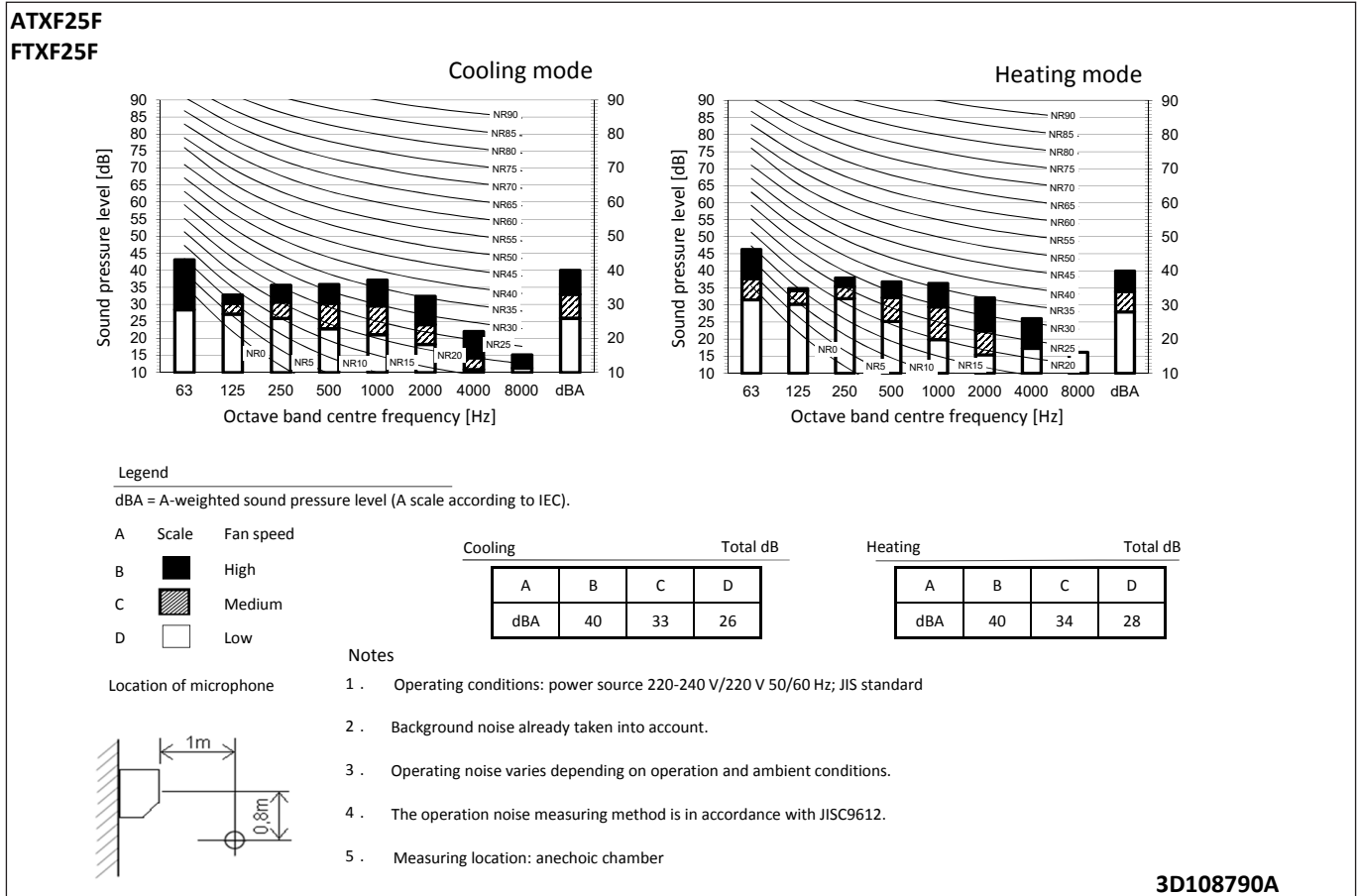
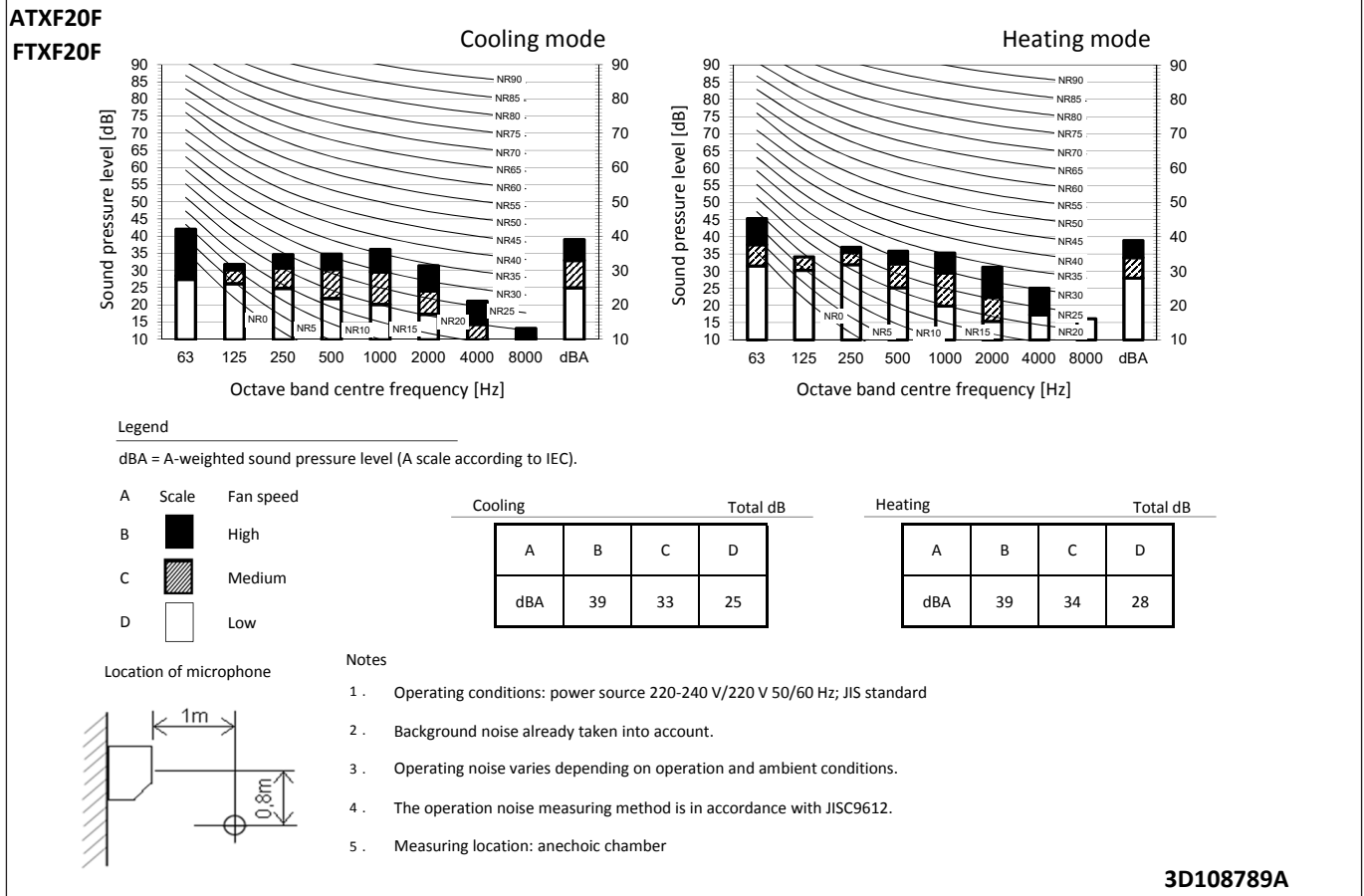
8 - 1 Sound Power Spectrum

8



8 Sound data

8 - 2 Sound Pressure Spectrum

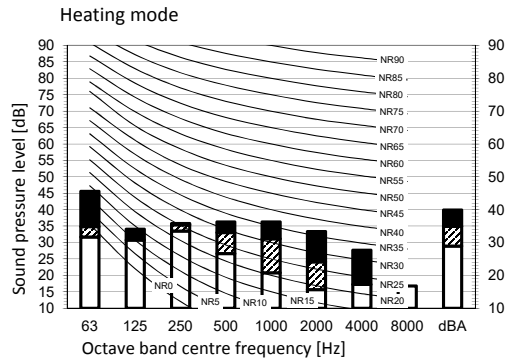
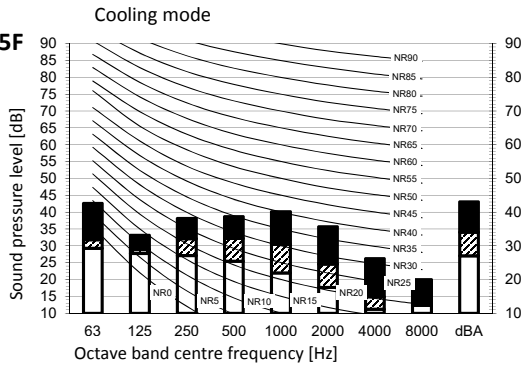


8 Sound data

8 - 2 Sound Pressure Spectrum

8

ATXF35F
ATXF25G
CTXF20-25F
FTXF35F



Legend

dBA = A-weighted sound pressure level (A scale according to IEC).

A Scale Fan speed
B High
C Medium
D Low

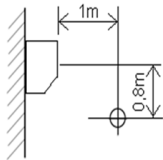
Cooling		Total dB	
A	B	C	D
dBA	43	34	27

Heating		Total dB	
A	B	C	D
dBA	40	35	29

Notes

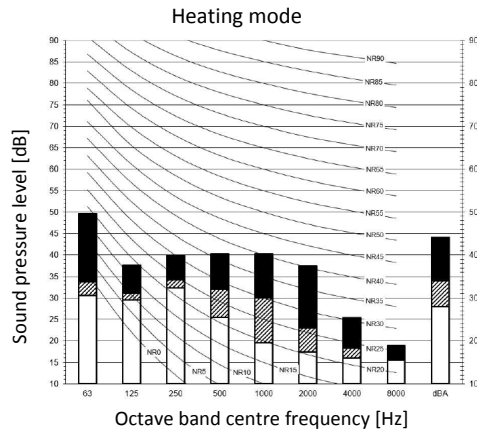
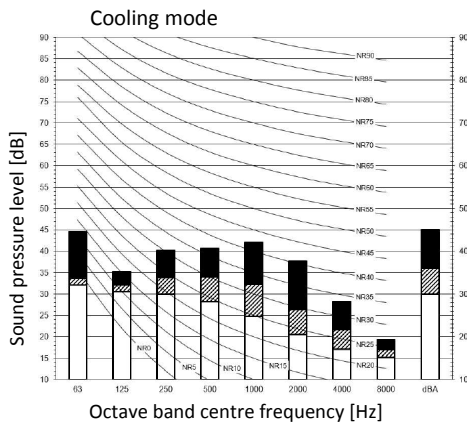
- Operating conditions: power source 220-240 V/220 V 50/60 Hz; JIS standard
- Background noise already taken into account.
- Operating noise varies depending on operation and ambient conditions.
- The operation noise measuring method is in accordance with JISC9612.
- Measuring location: anechoic chamber

Location of microphone



3D108791A

ATXF42F
ATXF35G
CTXF35F
FTXF42F



Legend

dBA = A-weighted sound pressure level (A scale according to IEC).

A Scale Fan speed
B High
C Medium
D Low

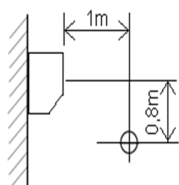
Cooling		Total dB	
A	B	C	D
dBA	45	36	30

Heating		Total dB	
A	B	C	D
dBA	44	34	28

Notes

- Operating conditions: power source 220-240 V/220 V 50/60 Hz; JIS standard
- Background noise already taken into account.
- Operating noise varies depending on operation and ambient conditions.
- The operation noise measuring method is in accordance with JISC9612.
- Measuring location: anechoic chamber

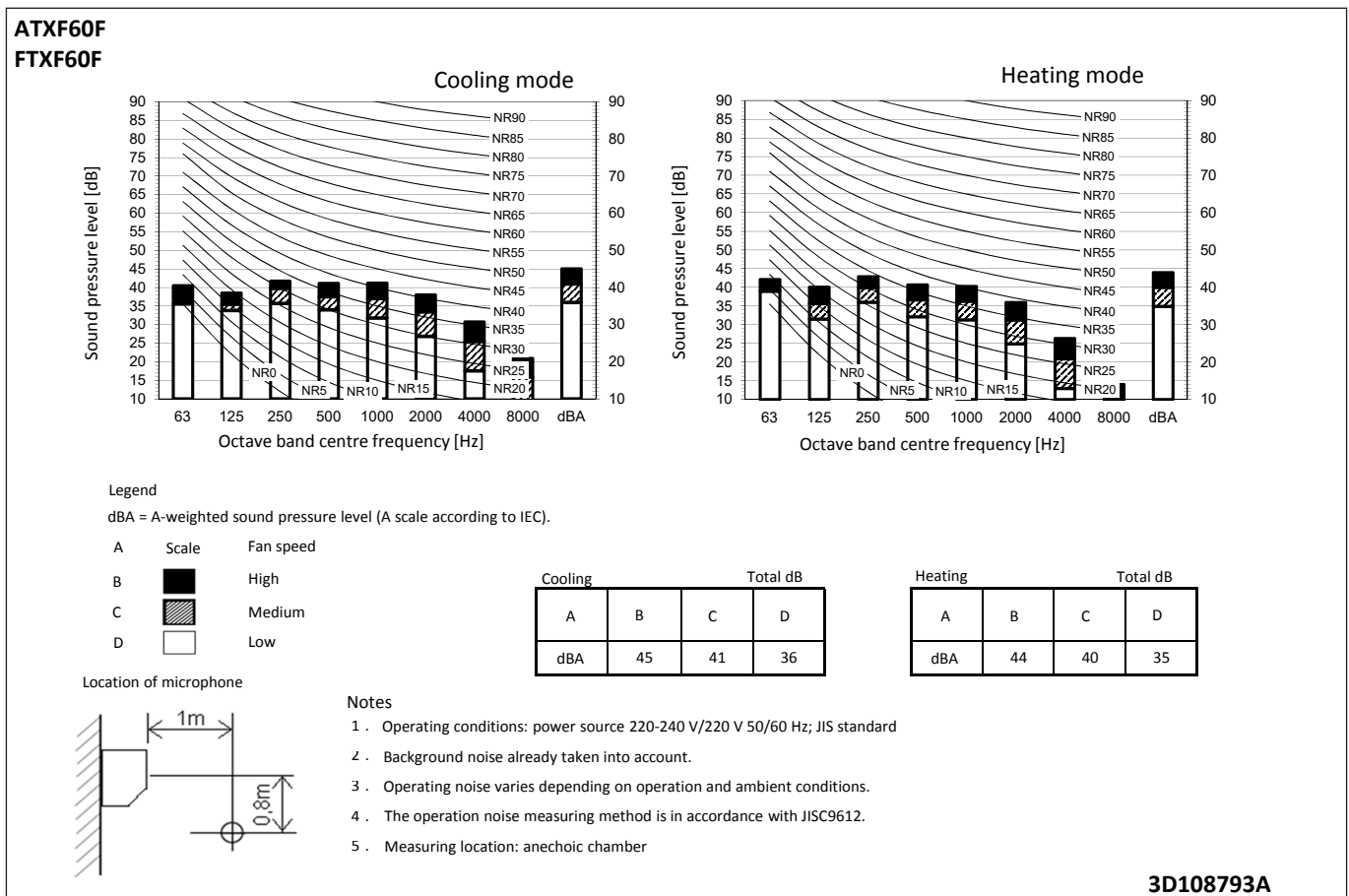
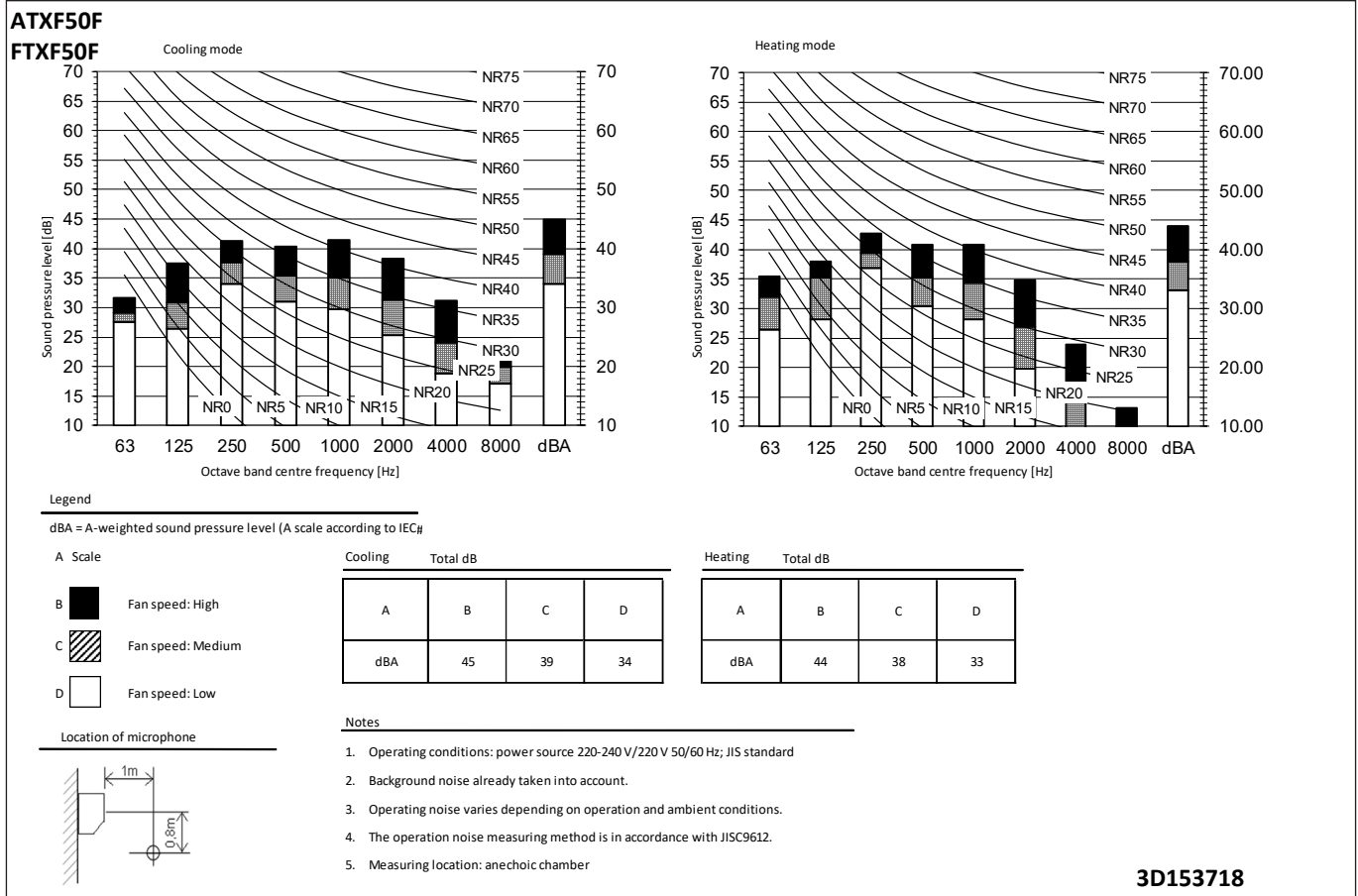
Location of microphone



3D144462

8 Sound data

8 - 2 Sound Pressure Spectrum

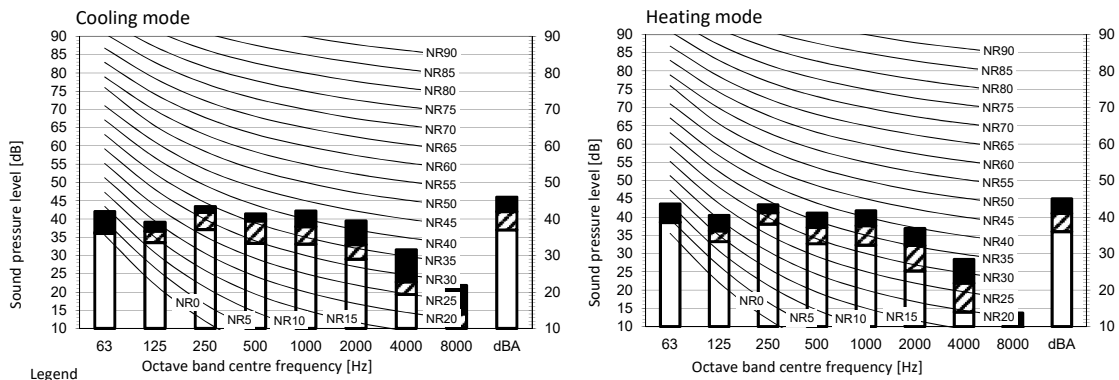


8 Sound data

8 - 2 Sound Pressure Spectrum

8

ATXF71F
FTXF71F

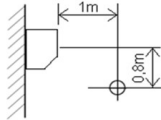


Legend

dBA = A-weighted sound pressure level (A scale according to IEC).

- A Scale Fan speed
- B High
- C Medium
- D Low

Location of microphone



Cooling		Total dB	
A	B	C	D
dBA	46	42	37


Heating		Total dB	
A	B	C	D
dBA	45	41	36

Notes

- 1 . Operating conditions: power source 220-240 V/220 V 50/60 Hz; JIS standard
- 2 . Background noise already taken into account.
- 3 . Operating noise varies depending on operation and ambient conditions.
- 4 . The operation noise measuring method is in accordance with JISC9612.
- 5 . Measuring location: anechoic chamber

3D115181

Daikin Europe N.V. Naamloze Vennootschap · Zandvoordestraat 300 · 8400 Oostende · Belgium · www.daikin.eu · BE 0412 120 336 · RPR Oostende (Responsible Editor)



Daikin Europe N.V. participates in the ECP programmes for Fan Coil Units and Variable Refrigerant Flow systems. Daikin Applied Europe S.p.A. participates in the ECP programmes for Liquid Chilling Packages and Hydronic Heat Pumps. Check ongoing validity of certificate: www.eurovent-certification.com

EEDEN25A

04/2025



The present leaflet is drawn up by way of information only and does not constitute an offer binding upon Daikin Europe N.V. Daikin Europe N.V. has compiled the content of this leaflet to the best of its knowledge. No express or implied warranty is given for the completeness, accuracy, reliability or fitness for particular purpose of its content and the products and services presented therein. Specifications are subject to change without prior notice. Daikin Europe N.V. explicitly rejects any liability for any direct or indirect damage, in the broadest sense, arising from or related to the use and/or interpretation of this leaflet. All content is copyrighted by Daikin Europe N.V.