



Design outdoor unit
Air Conditioning
Technical Data
RXTJ-A



TABLE OF CONTENTS

RXTJ-A

1	Features	4
	RXTJ-A	4
2	Specifications	5
3	Electrical data	13
4	Capacity tables	14
	Cooling/Heating Capacity Tables	14
5	Dimensional drawings	15
6	Centre of gravity	16
7	Piping diagrams	17
8	Wiring diagrams	18
	Wiring Diagrams - Three Phase	18
9	Sound data	19
	Sound Power Spectrum	19
	Sound Pressure Spectrum	20
10	Operation range	21

1 Features

1 - 1 RXTJ-A

- › Guaranteed heating capacity at low ambient temperature, down to -30°C
- › Developed for regions with severe winter conditions
- › Seasonal efficiency values up to A+++ in cooling and heating
- › Choosing for an R-32 product, reduces the environmental impact with 68% compared to R-410A and leads directly to lower energy consumption thanks to its high energy efficiency



Guaranteed operation down to -30°C



Inverter



Swing compressor



Outdoor unit silent operation

2 Specifications

2 - 1 Specifications

Technical specifications			FTXTJ30AW + RXTJ30A	
Cooling capacity	Min.	kW	1.2	
	Min.	Btu/h	4,094.0	
	Min.	kcal/h	1,031.0	
	Nom.	kW	3.0	
	Nom.	Btu/h	10,236.0	
	Nom.	kcal/h	2,579.0	
	Max.	kW	4.6	
	Max.	Btu/h	15,695.0	
Max.	kcal/h	3,955.0		
Cooling capacity - Low sound mode (Stb. 2020, 189)	Min.	kW	1.2	
	Min.	Btu/h	4,094.0	
	Min.	kcal/h	1,031.0	
	Nom.	kW	3.0	
	Nom.	Btu/h	10,236.0	
	Nom.	kcal/h	2,579.0	
	Max.	kW	4.6	
	Max.	Btu/h	15,695.0	
Max.	kcal/h	3,955.0		
Heating capacity	Min.	kW	0.8	
	Min.	Btu/h	2,729.0	
	Min.	kcal/h	687.0	
	Nom.	kW	3.2	
	Nom.	Btu/h	10,918.0	
	Nom.	kcal/h	2,751.0	
	Max.	kW	7.10	
	Max.	Btu/h	24,226.0	
Max.	kcal/h	6,104.0		
Heating capacity - Low sound mode (Stb. 2020, 189)	Min.	kW	0.8	
	Min.	Btu/h	2,729.0	
	Nom.	kW	3.2	
	Nom.	Btu/h	10,918.0	
	Nom.	kcal/h	2,751.0	
	Max.	kW	5.6	
	Max.	Btu/h	19,107.0	
	Max.	kcal/h	4,815.0	
Power input	Cooling	Nom.	kW	0.62
Power input	Heating	Nom.	kW	0.64
Nominal efficiency	EER			4.89
	COP			5.01
	Annual energy consumption		kWh	310
	Energy labeling	Cooling		A
	Directive	Heating		A
Nominal efficiency - Low sound mode (Stb. 2020, 189)	EER			4.89
	COP			5.01
	Annual energy consumption		kWh	310
	Energy efficiency class			A+++
Space cooling	Capacity	Pdesign	kW	3.00
	SEER			8.75
	Annual energy consumption		kWh/a	120
	Capacity	Pdesign	kW	3.00
Space cooling - Low sound mode (Stb. 2020, 189)	SEER			8.75
	Annual energy consumption		kWh/a	120
	Capacity	Pdesign	kW	3.00
	Energy efficiency class			A+++
Space heating (Average climate)	SCOP/A			5.17
	SCOPnet/A			5.18
	Pdh Heating capacity at -10°		kW	3.00
	Annual energy consumption		kWh/a	812
	Required back up heating cap at design conditions		kW	0.00
	Capacity	Pdesign	kW	3.00
	SCOP/A			5.17
	SCOPnet/A			5.18
Space heating (Average climate) - Low sound mode (Stb. 2020, 189)	Pdh Heating capacity at -10°		kW	3.00
	Annual energy consumption		kWh/a	812
	Required back up heating cap at design conditions		kW	0.00
	Capacity	Pdesign	kW	4.38
	Energy efficiency class			A+
	SCOP/C			4.09
	SCOPnet/C			4.14
	Annual energy consumption		kWh/a	2,248
Required back up heating cap at design conditions		kW	0.80	

2 Specifications

2 - 1 Specifications

Technical specifications				FTXTJ30AW + RXTJ30A	
Space cooling	A Condition (35°C - 27/19)	Pdc	kW	3.00	
		EERd		4.89	
Space cooling	A Condition (35°C - 27/19)	Power input	kW	0.62	
		B Condition (30°C - 27/19)	Pdc	kW	2.22
			EERd		7.58
	C Condition (25°C - 27/19)	Power input	kW	0.30	
		Pdc	kW	1.55	
	D Condition (20°C - 27/19)	EERd		10.57	
		Power input	kW	0.15	
		Pdc	kW	1.62	
	Space cooling - Low sound mode (Stb. 2020, 189)	A Condition (35°C - 27/19)	Power input	kW	12.78
			Pdc	kW	0.13
EERd				3.00	
B Condition (30°C - 27/19)		Power input	kW	4.89	
		Pdc	kW	0.62	
		EERd		2.22	
C Condition (25°C - 27/19)		Power input	kW	7.58	
		Pdc	kW	0.30	
		EERd		1.55	
D Condition (20°C - 27/19)		Power input	kW	10.57	
	Pdc	kW	0.15		
	EERd		1.62		
Space heating (Average climate)	TOL	Tol (temperature operating limit)	°C	-10	
		Pdh (declared heating cap)	kW	3.00	
		COPd (declared COP)		3.13	
		Power input	kW	0.96	
	TBivalent	Tbiv (bivalent temperature)	°C	-10.0	
		Pdh (declared heating cap)	kW	3.00	
		COPd (declared COP)		3.13	
		Power input	kW	0.96	
	A Condition (-7°C)	Pdh (declared heating cap)	kW	2.66	
		COPd (declared COP)		3.56	
		Power input	kW	0.75	
	B Condition (2°C)	Pdh (declared heating cap)	kW	1.62	
		COPd (declared COP)		5.21	
		Power input	kW	0.32	
	C Condition (7°C)	Pdh (declared heating cap)	kW	1.04	
		COPd (declared COP)		6.17	
	Space heating (Average climate)	C Condition (7°C)	Power input	kW	0.17
			D Condition (12°C)	Pdh (declared heating cap)	kW
		D Condition (12°C)	COPd (declared COP)		7.92
			Power input	kW	0.17
Space heating (Average climate) - Low sound mode (Stb. 2020, 189)	TOL	Tol (temperature operating limit)	°C	-10	
		Pdh (declared heating cap)	kW	3.00	
		COPd (declared COP)		3.13	
		Power input	kW	0.96	
	TBivalent	Tbiv (bivalent temperature)	°C	-10.0	
		Pdh (declared heating cap)	kW	3.00	
		COPd (declared COP)		3.13	
		Power input	kW	0.96	
	A Condition (-7°C)	Pdh (declared heating cap)	kW	2.66	
		COPd (declared COP)		3.56	
		Power input	kW	0.75	
	B Condition (2°C)	Pdh (declared heating cap)	kW	1.62	
		COPd (declared COP)		5.21	
		Power input	kW	0.32	
	C Condition (7°C)	Pdh (declared heating cap)	kW	1.04	
		COPd (declared COP)		6.17	
		Power input	kW	0.17	
	D Condition (12°C)	Pdh (declared heating cap)	kW	1.33	
		COPd (declared COP)		7.92	
		Power input	kW	0.17	

2 Specifications

2 - 1 Specifications

Technical specifications				FTXTJ30AW + RXTJ30A	
Space heating (Cold climate)	TOL	Tol (temperature operating limit) °C		-22	
		Pdh (declared heating cap) kW		3.58	
		COPd (declared COP)		1.66	
	TBivalent	Power input kW		2.16	
		Tbiv (bivalent temperature) °C		-15	
		Pdh (declared heating cap) kW		3.58	
		COPd (declared COP)		1.99	
	A Condition (-15°C)	Power input kW		1.80	
		Pdh (declared heating cap) kW		3.58	
		COPd (declared COP)		1.99	
A Condition (-7°C)	Power input kW		1.80		
	Pdh (declared heating cap) kW		2.66		
Space heating (Cold climate)	A Condition (-7°C)	COPd (declared COP)		3.56	
		Power input kW		0.75	
	B Condition (2°C)	Pdh (declared heating cap) kW		1.62	
		COPd (declared COP)		5.21	
	C Condition (7°C)	Power input kW		0.32	
		Pdh (declared heating cap) kW		1.04	
		COPd (declared COP)		6.17	
	D Condition (12°C)	Power input kW		0.17	
		Pdh (declared heating cap) kW		1.33	
	Power consumption in other than active mode	Crankcase heater mode	COPd (declared COP)		7.92
Power input kW			0.17		
Off mode		PCK		0.0	
		POFF		1.0	
Standby mode		Cooling	PSB	W	1.0
		Heating	PSB	W	1.0
Thermo-stat-off mode	PTO	Cooling	W	9	
		Heating	W	10	
Cooling	Cdc (Degradation cooling)			0.25	
Heating	Cdh (Degradation heating)			0.25	
Cooling function included				Yes	
Heating function included				Yes	
Average climate included				Yes	
Cold season included				Yes	
Warm season included				No	
Eurovent	Sound power level outdoor	Cooling	Nom.	dBa	60
		Cooling	Nom.	dBa	60
	Piping length	Cooling	Measuring condition	m	5.0

Electrical specifications				FTXTJ30AW + RXTJ30A
Power factor	Nominal	Cooling	%	89.97
		Heating	%	90.57
Current	Nominal running current (RLA) - 50Hz	Heating	A	2.77
		Heating	A	2.97
Current - 50Hz	Maximum fuse amps (MFA)			16

Technical specifications				FTXTJ30AB + RXTJ30A
Cooling capacity	Min.	kW		1.2
	Min.	Btu/h		4,094.0
	Min.	kcal/h		1,031.0
	Nom.	kW		3.0
	Nom.	Btu/h		10,236.0
	Nom.	kcal/h		2,579.0
	Max.	kW		4.6
	Max.	Btu/h		15,695.0
	Max.	kcal/h		3,955.0

2 Specifications

2 - 1 Specifications

Technical specifications			FTXTJ30AB + RXTJ30A	
Cooling capacity - Low sound mode (Stb. 2020, 189)	Min.	kW	1.2	
	Min.	Btu/h	4,094.0	
	Min.	kcal/h	1,031.0	
	Nom.	kW	3.0	
	Nom.	Btu/h	10,236.0	
	Nom.	kcal/h	2,579.0	
	Max.	kW	4.6	
	Max.	Btu/h	15,695.0	
Max.	kcal/h	3,955.0		
Heating capacity	Min.	kW	0.8	
	Min.	Btu/h	2,729.0	
	Min.	kcal/h	687.0	
	Nom.	kW	3.2	
	Nom.	Btu/h	10,918.0	
	Nom.	kcal/h	2,751.0	
	Max.	kW	7.10	
	Max.	Btu/h	24,226.0	
Max.	kcal/h	6,104.0		
Heating capacity - Low sound mode (Stb. 2020, 189)	Min.	kW	0.8	
	Min.	Btu/h	2,729.0	
	Nom.	kW	3.2	
	Nom.	Btu/h	10,918.0	
	Nom.	kcal/h	2,751.0	
	Max.	kW	5.6	
	Max.	Btu/h	19,107.0	
	Max.	kcal/h	4,815.0	
Power input	Cooling	Nom.	kW	0.62
Power input	Heating	Nom.	kW	0.64
Nominal efficiency	EER			4.89
	COP			5.01
	Annual energy consumption		kWh	310
	Energy labeling	Cooling		A
	Directive	Heating		A
Nominal efficiency - Low sound mode (Stb. 2020, 189)	EER			4.89
	COP			5.01
	Annual energy consumption		kWh	310
Space cooling	Energy efficiency class			A+++
	Capacity	Pdesign	kW	3.00
	SEER			8.75
	Annual energy consumption		kWh/a	120
Space cooling - Low sound mode (Stb. 2020, 189)	Capacity	Pdesign	kW	3.00
	SEER			8.75
	Annual energy consumption		kWh/a	120
Space heating (Average climate)	Capacity	Pdesign	kW	3.00
	Energy efficiency class			A+++
	SCOP/A			5.17
	SCOPnet/A			5.18
	Pdh Heating capacity at -10°		kW	3.00
	Annual energy consumption		kWh/a	812
	Required back up heating cap at design conditions		kW	0.00
	Capacity	Pdesign	kW	3.00
Space heating (Average climate) - Low sound mode (Stb. 2020, 189)	SCOP/A			5.17
	SCOPnet/A			5.18
	Pdh Heating capacity at -10°		kW	3.00
	Annual energy consumption		kWh/a	812
	Required back up heating cap at design conditions		kW	0.00
	Capacity	Pdesignh	kW	4.38
	Energy efficiency class			A+
	SCOP/C			4.09
SCOPnet/C			4.14	
Space heating (Cold climate)	Annual energy consumption		kWh/a	2,248
	Required back up heating cap at design conditions		kW	0.80
	A Condition	Pdc	kW	3.00
	(35°C - 27/19)	EERd		4.89

2 Specifications

2 - 1 Specifications

Technical specifications				FTXTJ30AB + RXTJ30A
Space cooling	A Condition (35°C - 27/19)	Power input	kW	0.62
		Pdc	kW	2.22
		EERd		7.58
	B Condition (30°C - 27/19)	Power input	kW	0.30
		Pdc	kW	1.55
		EERd		10.57
	C Condition (25°C - 27/19)	Power input	kW	0.15
		Pdc	kW	1.62
		EERd		12.78
	D Condition (20°C - 27/19)	Power input	kW	0.13
Pdc		kW	3.00	
EERd			4.89	
Space cooling - Low sound mode (Stb. 2020, 189)	A Condition (35°C - 27/19)	Power input	kW	0.62
		Pdc	kW	2.22
		EERd		7.58
	B Condition (30°C - 27/19)	Power input	kW	0.30
		Pdc	kW	1.55
		EERd		10.57
	C Condition (25°C - 27/19)	Power input	kW	0.15
		Pdc	kW	1.62
		EERd		12.78
	D Condition (20°C - 27/19)	Power input	kW	0.13
Pdh (declared heating cap)		kW	3.00	
COPd (declared COP)			3.13	
Space heating (Average climate)	TOL	Tol (temperature operating limit)	°C	-10
		Pdh (declared heating cap)	kW	3.00
		COPd (declared COP)		3.13
		Power input	kW	0.96
	TBivalent	Tbiv (bivalent temperature)	°C	-10.0
		Pdh (declared heating cap)	kW	3.00
		COPd (declared COP)		3.13
		Power input	kW	0.96
	A Condition (-7°C)	Pdh (declared heating cap)	kW	2.66
		COPd (declared COP)		3.56
Power input		kW	0.75	
B Condition (2°C)	Pdh (declared heating cap)	kW	1.62	
	COPd (declared COP)		5.21	
	Power input	kW	0.32	
C Condition (7°C)	Pdh (declared heating cap)	kW	1.04	
	COPd (declared COP)		6.17	
	Power input	kW	0.17	
Space heating (Average climate)	D Condition (12°C)	Pdh (declared heating cap)	kW	1.33
		COPd (declared COP)		7.92
	Power input	kW	0.17	
Space heating (Average climate) - Low sound mode (Stb. 2020, 189)	TOL	Tol (temperature operating limit)	°C	-10
		Pdh (declared heating cap)	kW	3.00
		COPd (declared COP)		3.13
		Power input	kW	0.96
	TBivalent	Tbiv (bivalent temperature)	°C	-10.0
		Pdh (declared heating cap)	kW	3.00
		COPd (declared COP)		3.13
		Power input	kW	0.96
	A Condition (-7°C)	Pdh (declared heating cap)	kW	2.66
		COPd (declared COP)		3.56
Power input		kW	0.75	
B Condition (2°C)	Pdh (declared heating cap)	kW	1.62	
	COPd (declared COP)		5.21	
	Power input	kW	0.32	
C Condition (7°C)	Pdh (declared heating cap)	kW	1.04	
	COPd (declared COP)		6.17	
	Power input	kW	0.17	
D Condition (12°C)	Pdh (declared heating cap)	kW	1.33	
	COPd (declared COP)		7.92	
	Power input	kW	0.17	

2 Specifications

2 - 1 Specifications

2

Technical specifications				FTXTJ30AB + RXTJ30A	
Space heating (Cold climate)	TOL	Tol (temperature operating limit) °C		-22	
		Pd _h (declared heating cap) kW		3.58	
		COP _d (declared COP)		1.66	
	TBivalent	Power input kW		2.16	
		T _{biv} (bivalent temperature) °C		-15	
		Pd _h (declared heating cap) kW		3.58	
	A Condition (-15°C)	COP _d (declared COP)		1.99	
		Power input kW		1.80	
		Pd _h (declared heating cap) kW		3.58	
	A Condition (-7°C)	Pd _h (declared heating cap) kW		2.66	
COP _d (declared COP)		3.56			
Power input kW		0.75			
Space heating (Cold climate)	B Condition (2°C)	Pd _h (declared heating cap) kW		1.62	
		COP _d (declared COP)		5.21	
	C Condition (7°C)	Power input kW		0.32	
		Pd _h (declared heating cap) kW		1.04	
	D Condition (12°C)	COP _d (declared COP)		6.17	
		Power input kW		0.17	
Power consumption in other than active mode	Crankcase heater mode	PCK W		0.0	
		POFF W		1.0	
	Standby mode	Cooling PSB	W	1.0	
		Heating PSB	W	1.0	
	Thermo-stat-off mode	PTO Cooling	W	9	
Heating		W	10		
Cooling	C _{dc} (Degradation cooling)		0.25		
Heating	C _{dh} (Degradation heating)		0.25		
Cooling function included				Yes	
Heating function included				Yes	
Average climate included				Yes	
Cold season included				Yes	
Warm season included				No	
Eurovent	Sound power level outdoor	Cooling	Nom.	dB _A	60
		Cooling	Nom.	dB _A	60
	Piping length	Cooling	Measuring condition	m	5.0

Electrical specifications				FTXTJ30AB + RXTJ30A
Power factor	Nominal	Cooling	%	89.97
		Heating	%	90.57
Current	Nominal running current (RLA) - 50Hz	Heating	A	2.77
		Heating	A	2.97
Current - 50Hz	Maximum fuse amps (MFA)		A	16

Technical Specifications				RXTJ30A	
Casing	Colour			Ivory white	
Dimensions	Unit	Height	mm	605	
		Width	mm	930	
		Depth	mm	376	
	Packed unit	Height	mm	662	
		Width	mm	991	
		Depth	mm	435	
Weight	Unit			kg	42
	Packed unit			kg	45
Packing	Weight			kg	3

2 Specifications

2 - 1 Specifications

Technical Specifications					RXTJ30A	
Heat exchanger	Length		mm		889	
	Rows	Quantity			2	
	Fin pitch		mm		1.40	
	Stages	Quantity			26	
	Passes	Quantity			4.0	
	Tube type				7.0 Hi-XD	
	Tube diameter		mm		7	
	Fin	Type			Waffle fin (PE)	
Fan	Type				Propeller fan	
	Air flow rate	Cooling	High	m ³ /min	41.5	
				cfm	1,466	
			Nom.	m ³ /min	41.5	
				cfm	1,466	
			Medium	m ³ /min	38.0	
				cfm	1,342	
	Low	m ³ /min	38.0			
		cfm	1,342			
		Silent operation	m ³ /min	38.0		
				cfm	1,342	
	Heating	High	High	m ³ /min	41.5	
				cfm	1,466	
Nom.			m ³ /min	32.9		
			cfm	1,162		
Medium			m ³ /min	32.9		
			cfm	1,162		
Low	m ³ /min	17.6				
	cfm	622				
Silent operation	m ³ /min	17.6				
	cfm	622				
Fan	Air flow rate	Heating	Low	cfm	622	
			Silent operation	m ³ /min	17.6	
			cfm	622		
Fan motor	Model				DFC09A2VA	
	Output		W		90	
	Speed	Cooling	High	rpm	870	
				Nom.	rpm	870
			Medium	rpm	800	
			Low	rpm	800	
		Super low	rpm	800		
			Heating	High	rpm	870
					Nom.	rpm
				Low	rpm	400
	Super low	rpm			400	
	Medium	rpm	700			
Compressor	Model				2Y147BKCX1P#D	
	Oil Amount		cm ³		430	
	Type				Hermetically sealed swing compressor	
	Output		W		1,300.0	
	Oil Type				FW50DA	
Operation range	Cooling	Ambient	Min.	°CDB	-10	
			Max.	°CDB	46	
	Heating	Ambient	Min.	°CWB	-31	
				°CDB	-30	
			Max.	°CWB	18	
				°CDB	24	
Sound power level	Heating	Nom.		dBA	60.0	
Sound power level - Low sound mode (Stb. 2020, 189)	Cooling	Max.		dBA	60	
			Night quiet mode	dBA	55.0	
	Heating	Max.		dBA	60	
			Night quiet mode	dBA	55.0	
			Tonal adjustment	dBA	0	
Sound pressure level	Cooling	Nom.		dBA	48.0	
	Heating	Nom.		dBA	49.0	
Refrigerant	Type				R-32	
	Charge		kg		0.97	
	Control				Expansion valve	
Refrigerant	GWP				675.0	

2 Specifications

2 - 1 Specifications

2

Technical Specifications				RXTJ30A
Piping connections	Liquid	OD	mm	6.35
	Gas	OD	mm	9.50
	Drain	OD	mm	18
	Piping length	OU - IU	Max. m	20
	Additional refrigerant charge			0.02 (for piping length exceeding 10m)
	Level difference	IU - OU	Max. m	15.0
	Heat insulation			Both liquid and gas pipes
Capacity control	Method			Variable (inverter)

Standard accessories: Installation manual;Quantity: 1;

Standard accessories: Refrigerant charge label;Quantity: 1;

Standard accessories: Multilingual fluorinated greenhouse gases labels;Quantity: 1;

Electrical Specifications				RXTJ30A
Power supply	Phase			1~
	Frequency			50
	Voltage			220-240
Wiring connections	For power supply	Quantity		3
		Remark		Earth wire included
	For connection with indoor	Quantity		4
		Remark		Earth wire included
Current - 50Hz	Maximum fuse amps (MFA)		A	16

 Contains fluorinated greenhouse gases |
 See separate drawing for operation range |
 See separate drawing for electrical data

3 Electrical data

3 - 1 Electrical Data

RXTJ-A

Unit combination restrictions		Power supply				COMP		OFM		IFM		
Indoor unit	Outdoor unit	Hz	Voltage	Voltage range	MCA	MFA	RHz	RLA	kW	FLA	kW	FLA
FTXTM30S2V1B	RXTM30A2V1B	50	220	MAX. 50Hz 264V MIN. 50Hz 198V	14,72	16	34	3,1	0,049	0,58	0,034	0,30
		50	230					3,0				
		50	240					2,9				
FTXTM40S2V1B	RXTM40A2V1B	50	220	MAX. 50Hz 264V MIN. 50Hz 198V	15,05	16	44	2,9	0,049	0,58	0,052	0,60
		50	230					2,8				
		50	240					2,7				
FTXTJ30A2V1BW FTXTJ30A2V1BB	RXTJ30A2V1B	50	220	MAX. 50Hz 264V MIN. 50Hz 198V	14,66	16	36	3,3	0,049	0,58	0,029	0,25
		50	230					3,2				
		50	240					3,1				
FTXTA30C2V1BW FTXTA30C2V1BB	RXTA30C2V1B	50	220	MAX. 50Hz 264V MIN. 50Hz 198V	14,83	16	36	3,3	0,049	0,58	0,041	0,40
		50	230					3,2				
		50	240					3,1				
FVXTM30A3V1B	RXTM30A2V1B	50	220	MAX. 50Hz 264V MIN. 50Hz 198V	14,54	16	36	3,1	0,049	0,58	0,037	0,14
		50	230					3,0				
		50	240					2,9				
FTXTP25N5V1B	RXTP25A2V1B	50	220	MAX. 50Hz 264V MIN. 50Hz 198V	14,88	16	34	3,5	0,049	0,58	0,037	0,45
		50	230					3,3				
		50	240					3,2				
FTXTP35N5V1B	RXTP35A2V1B	50	220	MAX. 50Hz 264V MIN. 50Hz 198V	14,88	16	44	4,7	0,049	0,58	0,037	0,45
		50	230					4,5				
		50	240					4,3				

Symbols

MCA: Minimum Circuit Amperes [A]
 MFA: Maximum Fuse Amperes [A]
 RLA: Rated Load Amperes [A]
 OFM: Outdoor fan motor
 IFM: Indoor fan motor
 RHz: Rated operating frequency [Hz]
 FLA: Full Load Amperes [A]
 kW: Fan motor rated output [kW]
 COMP: Compressor

Notes

- 1) The RLA is based on the following conditions.
 Outdoor temperature 35°C DB
 Indoor temperature 27°C DB / 19°C WB
- 2) Select the wire size according to the MCA.
- 3) The maximum allowable voltage that is unbalanced between phases is 2%.
- 4) Use a circuit breaker instead of a fuse.

4D147511

4 Capacity tables

4 - 1 Cooling/Heating Capacity Tables

4

FTXTJ-AB / RXTJ-A

FTXTJ-AW / RXTJ-A

Cooling · 50Hz 220-240V·

AFR	12,1
BF	0,22

Indoor air temperature		Outdoor temperature [°C DB]																	
		20			25			30			32			35			40		
[°C WB]	[°C DB]	TC	SHC	PI	TC	SHC	PI	TC	SHC	PI	TC	SHC	PI	TC	SHC	PI	TC	SHC	PI
14	20	3,10	2,32	0,47	2,96	2,27	0,52	2,82	2,23	0,56	2,77	2,22	0,58	2,65	2,19	0,61	2,54	2,18	0,65
16	22	3,24	2,21	0,47	3,10	2,16	0,52	2,96	2,12	0,56	2,91	2,10	0,58	2,79	2,07	0,61	2,68	2,05	0,66
18	25	3,38	2,32	0,48	3,24	2,28	0,52	3,10	2,25	0,57	3,04	2,24	0,59	2,93	2,23	0,61	2,82	2,22	0,66
19	27	3,45	2,51	0,48	3,31	2,49	0,52	3,17	2,48	0,57	3,11	2,48	0,59	3,00	2,49	0,61	2,89	2,51	0,66
22	30	3,66	2,27	0,48	3,52	2,24	0,53	3,38	2,22	0,57	3,32	2,21	0,59	3,21	2,20	0,62	3,10	2,20	0,66
24	32	3,79	2,13	0,48	3,65	2,09	0,53	3,52	2,07	0,58	3,46	2,06	0,59	3,35	2,04	0,62	3,24	2,03	0,67

Heating · 50Hz 220-240V·

AFR	12,3
-----	------

Indoor air temperature		Outdoor temperature [°C WB]															
		-25		-20		-15		-10		-5		0		6		10	
[°C DB]	[°C WB]	TC	PI	TC	PI	TC	PI	TC	PI	TC	PI	TC	PI	TC	PI	TC	PI
15	15	1,21	0,45	1,53	0,48	1,85	0,50	2,23	0,53	2,59	0,56	2,91	0,59	3,36	0,62	3,60	0,64
20	20	1,05	0,46	1,37	0,49	1,70	0,52	2,06	0,55	2,43	0,57	2,75	0,60	3,20	0,64	3,44	0,66
22	22	0,99	0,47	1,31	0,50	1,64	0,52	2,00	0,55	2,37	0,58	2,69	0,61	3,14	0,65	3,38	0,66
24	24	0,92	0,48	1,24	0,50	1,58	0,53	1,93	0,56	2,30	0,59	2,62	0,61	3,07	0,66	3,31	0,67
25	25	0,89	0,48	1,21	0,51	1,55	0,53	1,90	0,56	2,27	0,59	2,59	0,62	3,04	0,66	3,28	0,67
27	27	0,83	0,48	1,15	0,51	1,49	0,54	1,83	0,57	2,21	0,59	2,53	0,62	2,98	0,66	3,22	0,68

Heating capacity at nominal operating frequency, measured according to EN14511·

Indoor air temperature		Outdoor temperature [°C WB]															
		-25		-20		-15		-10		-5		0		6		10	
[°C DB]	[°C WB]	TC	PI	TC	PI	TC	PI	TC	PI	TC	PI	TC	PI	TC	PI	TC	PI
20	20	3,70	2,23	4,30	2,37	4,80	2,52	5,30	2,58	5,60	2,60	6,01	2,63	7,10	2,67	7,37	2,70

Heating peak capacity at maximum operating frequency.

Symbols

- AFR Air flow rate [m³/min]
- BF Bypass factor
- EWB Entering wet-bulb temperature [°C WB]
- EDB Entering dry-bulb temperature [°C DB]
- TC Total capacity [kW]
- SHC Sensible heat capacity [kW]
- PI Power input [kW]

Notes

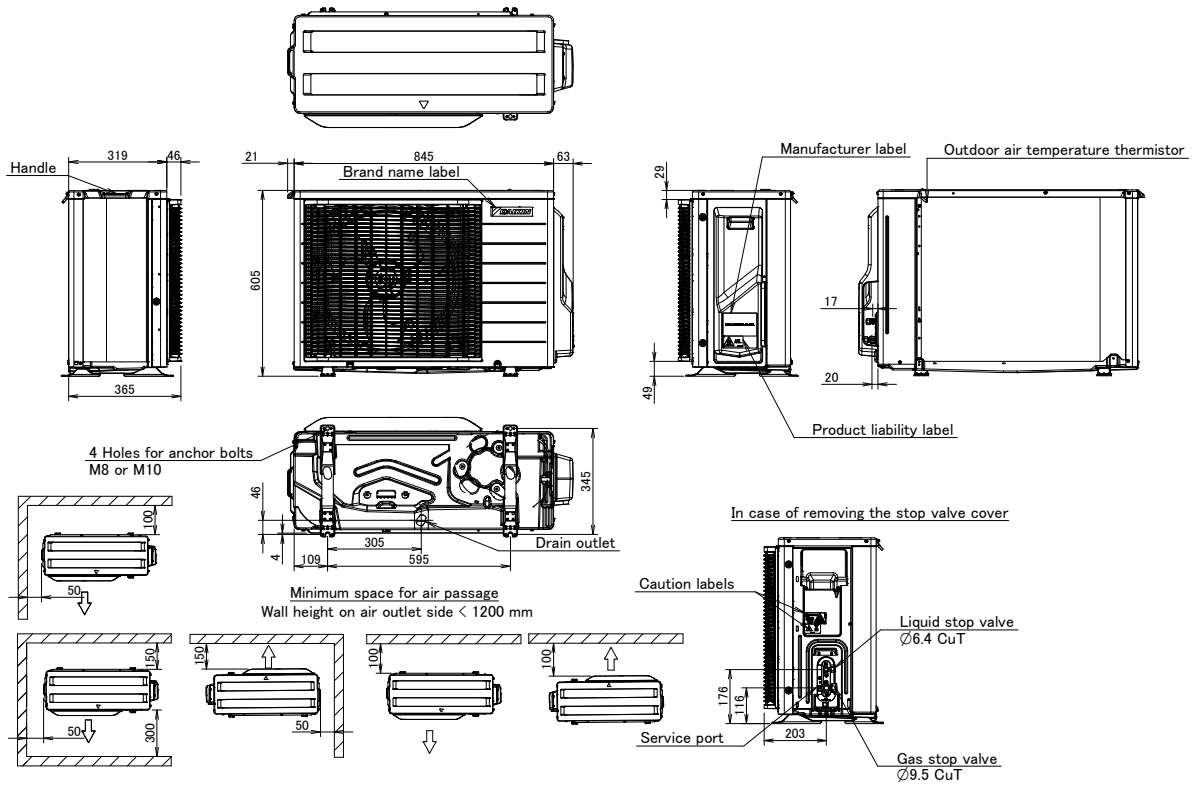
1. The ratings shown are net capacities which include a deduction for indoor fan motor heat.
2. Nominal capacity and nominal input
3. The total capacity, power input and sensible heat capacity must be calculated by interpolation, using the figures in the table (figures not in the table may not be used in the calculation).
4. In case the sensible heat capacity is not mentioned in the table, please calculate it using an approximation between two values in direct proportion.
5. The capacities are based on the following conditions:
Corresponding refrigerant piping length: 5·m
Level difference: 0·m
6. The air flow rate and bypass factor are mentioned in the table.

4D148082A

5 Dimensional drawings

5 - 1 Dimensional Drawings

RXTJ-A



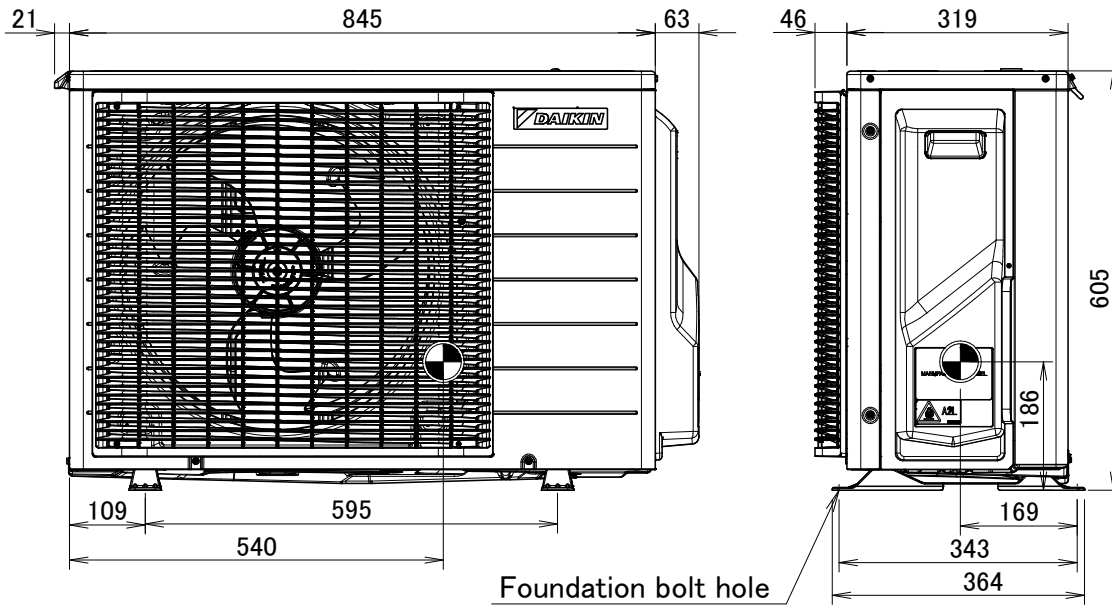
3D147537

6 Centre of gravity

6 - 1 Centre of Gravity

6

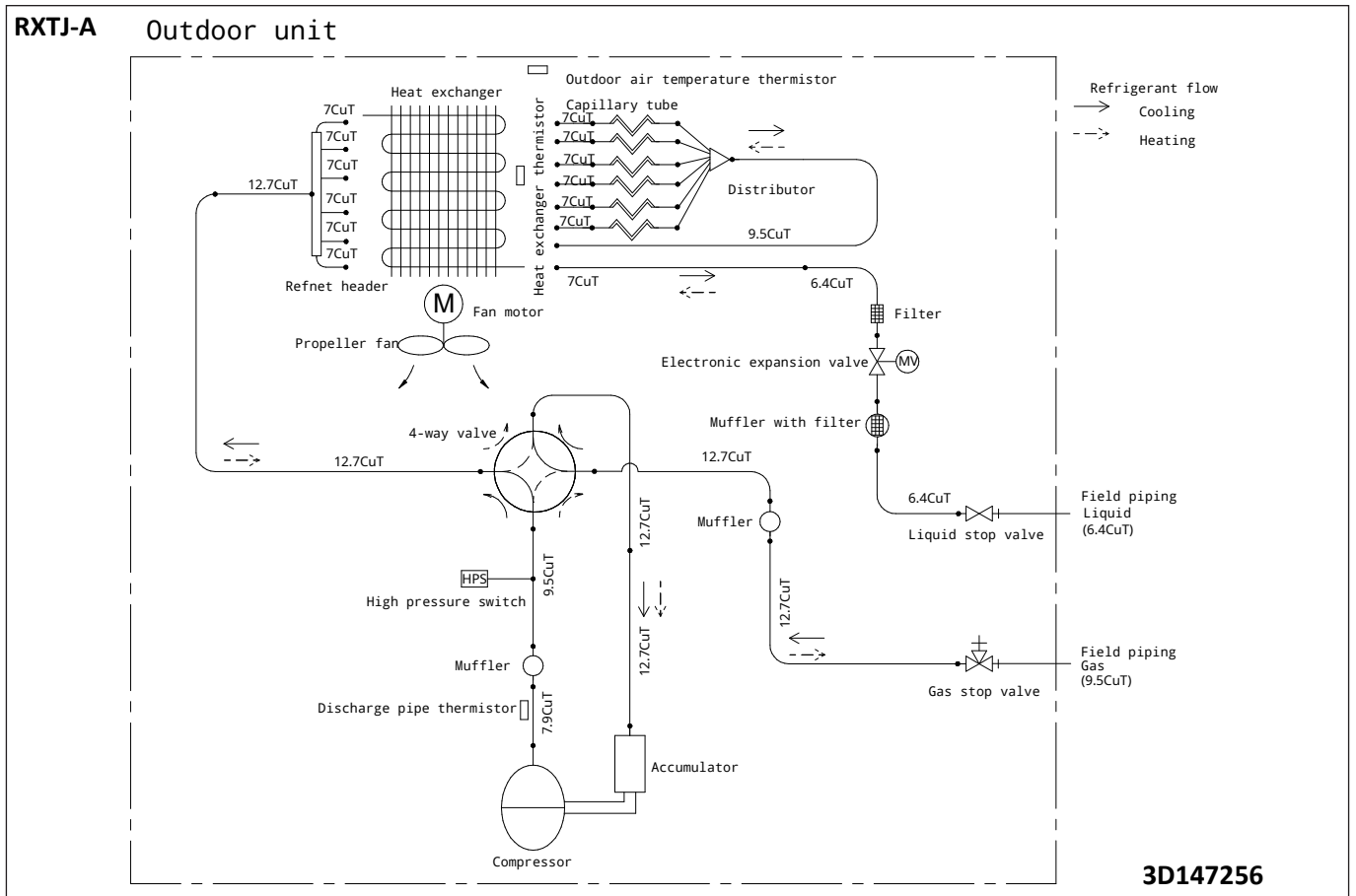
RXTJ-A



4D147582

7 Piping diagrams

7 - 1 Piping Diagrams

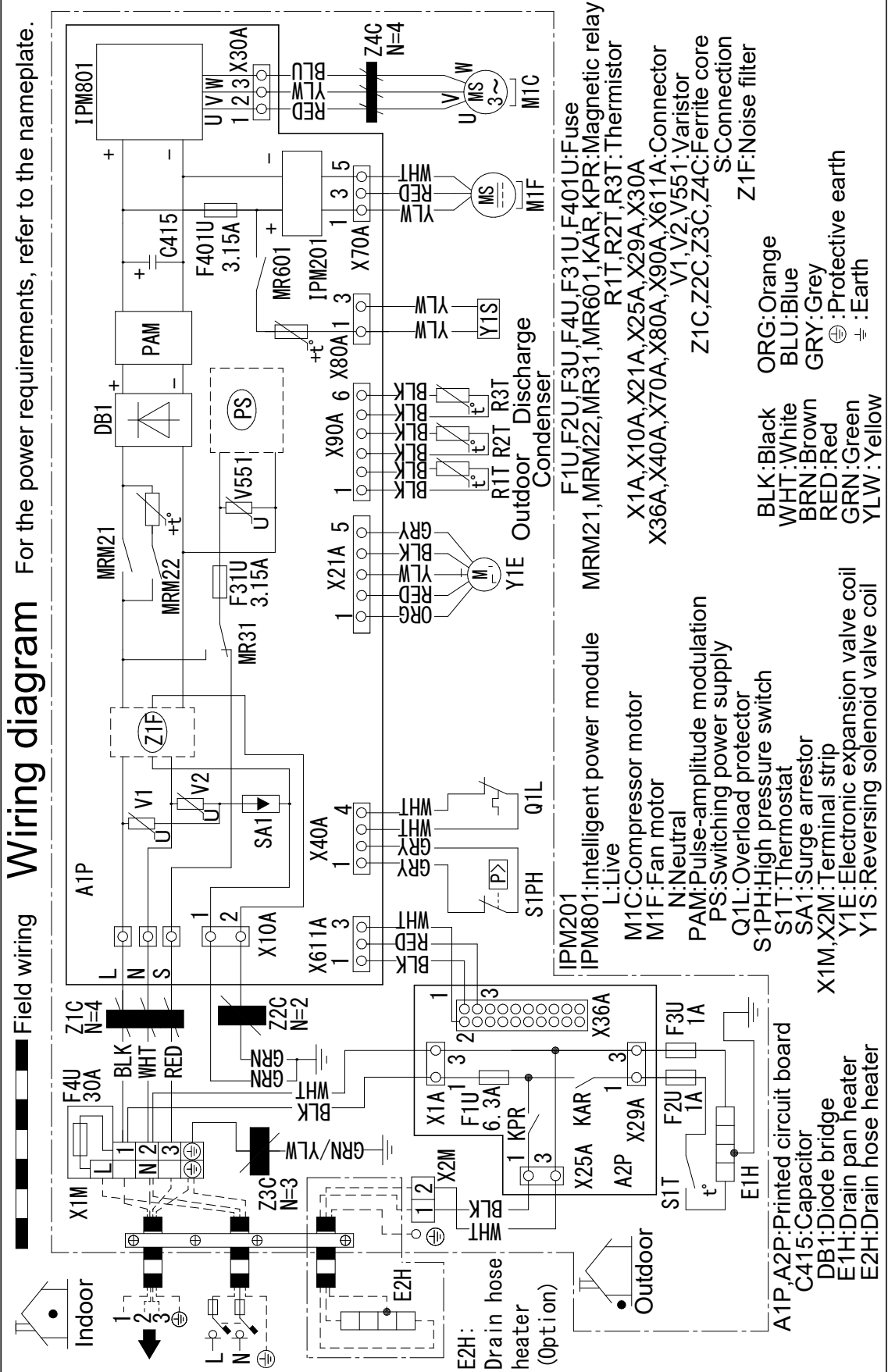


8 Wiring diagrams

8 - 1 Wiring Diagrams - Three Phase

RXTJ-A

Wiring diagram For the power requirements, refer to the nameplate.



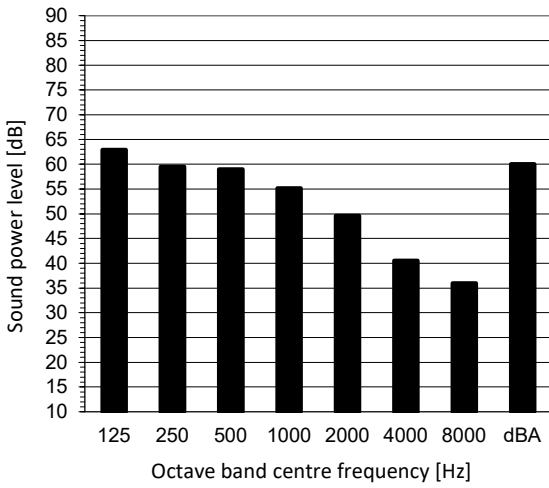
3D147201A

9 Sound data

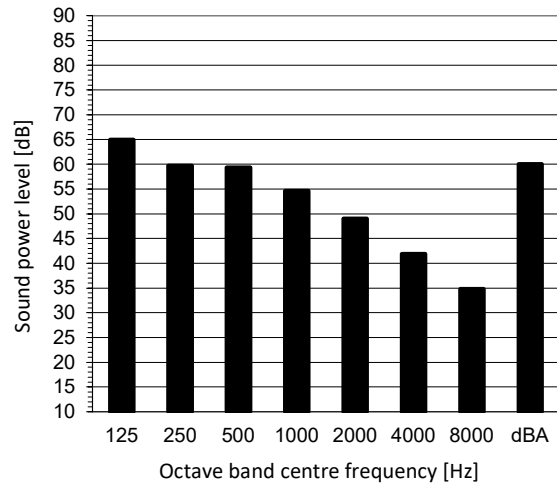
9 - 1 Sound Power Spectrum

RXTJ-A

Cooling mode



Heating mode



■ Fan speed: High

Notes

1. dBA = A-weighted sound power level (A scale according to IEC).
2. Reference acoustic intensity $0\text{dB} = 10^{-12} \text{ W/m}^2$.
3. Measured according to ISO 3744

4D147893

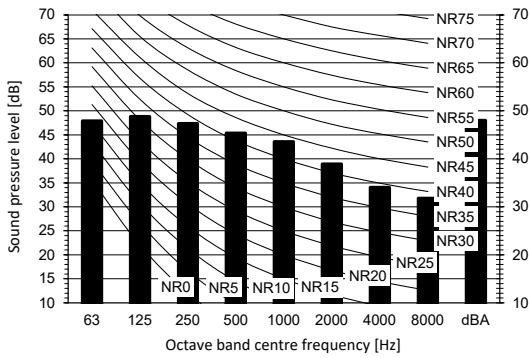
9 Sound data

9 - 2 Sound Pressure Spectrum

9

RXTJ-A

Cooling mode

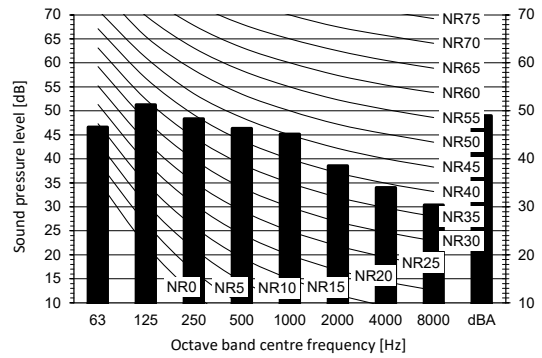


Cooling

Total dB

A	B
dBA	48

Heating mode



Heating

Total dB

A	B
dBA	49

Legend

dBA = A-weighted sound pressure level (A scale according to IEC).

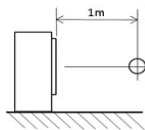
A Scale

B Fan speed: High

Notes

1. Operating conditions: power source :220-240-V ·50-Hz; JIS standard
2. Background noise already taken into account.
3. Operating noise varies depending on operation and ambient conditions.
4. The operation noise measuring method is in accordance with JISC9612.
5. Measuring location: anechoic chamber

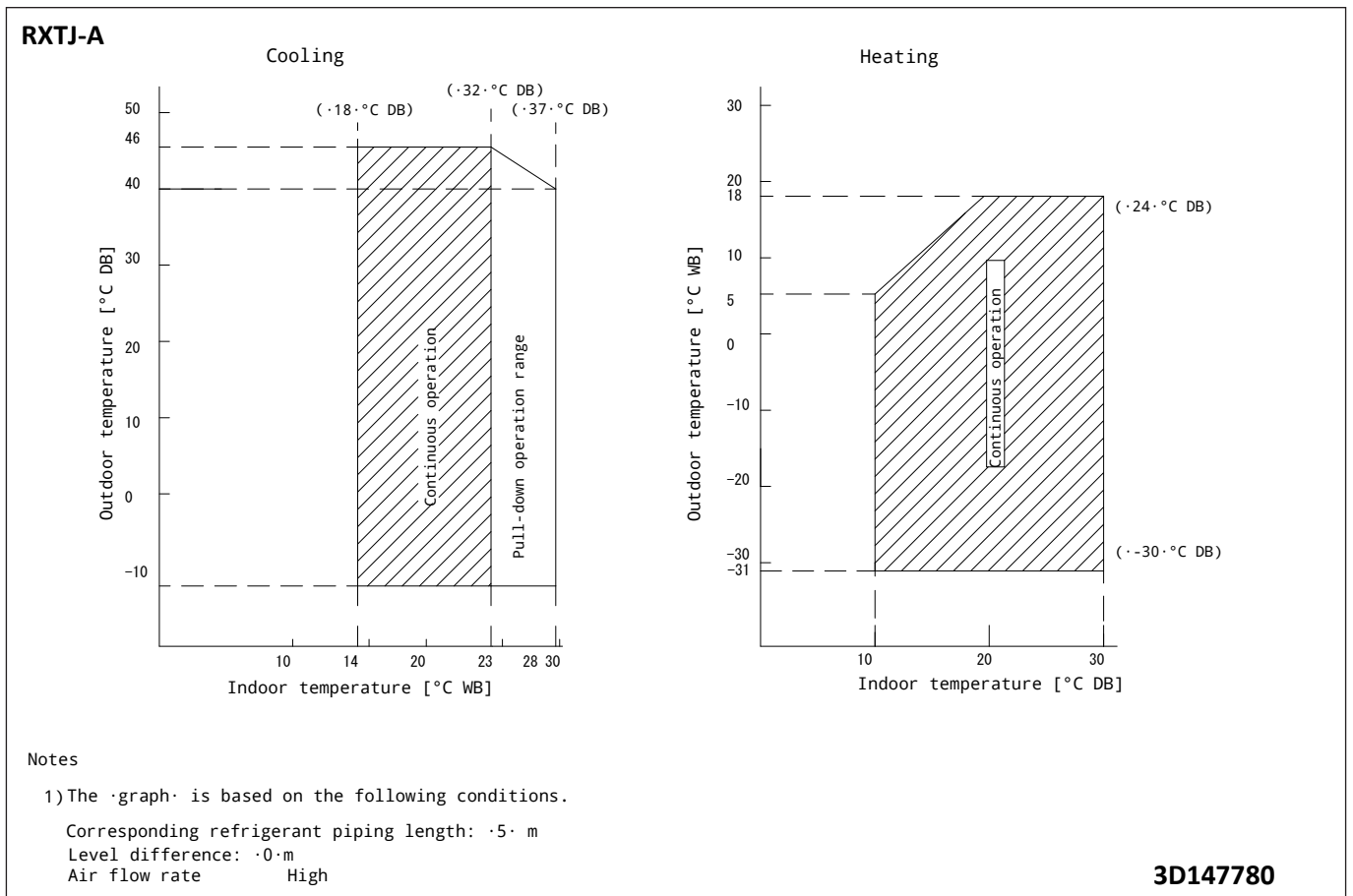
Location of microphone



4D147892

10 Operation range

10 - 1 Operation Range





EEDEN23



09/2023



Daikin Europe N.V. participates in the ECP programmes for Fan Coil Units and Variable Refrigerant Flow systems, Daikin Applied Europe S.p.A. participates in the ECP programmes for Liquid Chilling Packages and Hydronic Heat Pumps. Check ongoing validity of certificate: www.eurovent-certification.com

The present publication is drawn up by way of information only and does not constitute an offer binding upon Daikin Europe N.V. / Daikin Central Europe HandelsGmbH. Daikin Europe N.V. / Daikin Central Europe HandelsGmbH have compiled the content of this publication to the best of their knowledge. No express or implied warranty is given for the completeness, accuracy, reliability or fitness for particular purpose of its content and the products and services presented therein. Specifications are subject to change without prior notice. Daikin Europe N.V. / Daikin Central Europe HandelsGmbH explicitly rejects any liability for any direct or indirect damage, in the broadest sense, arising from or related to the use and/or interpretation of this publication. All content is copyrighted by Daikin Europe N.V.