

Wall mounted unit  
Air Conditioning  
Technical Data  
FTXTA-CW





# TABLE OF CONTENTS

# FTXTA-CW

---

1	Features	4
	FTXTA-CW	4
2	Specifications	6
3	Options	8
4	Dimensional drawings	9
5	Centre of gravity	10
6	Piping diagrams	11
7	Wiring diagrams	12
	Wiring Diagrams - Single Phase	12
8	Sound data	13
	Sound Power Spectrum	13
	Sound Pressure Spectrum	14

# 1 Features

## 1 - 1 FTXTA-CW

Where innovation meets creativity, even at ambient temperatures down to -30°C

1

- › Guaranteed heating capacity at low ambient temperature, down to -30°C
- › When installed close to a heating device (e.g. fire place or oven) and the set temperature is reached, the fan keeps on running to have an even temperature throughout the whole house
- › A compact and functional design suitable for all interiors in a matt crystal white finish
- › The Coanda effect optimises the airflow for a comfortable climate. By using specially designed flaps, a more focused airflow allows a better temperature distribution throughout the whole room
- › The intelligent thermal sensor determines the current room temperature and distributes air evenly throughout the room before switching to an airflow pattern that directs warm or cool air to areas that need it
- › Onecta app: control your indoor from any location with an app, via your local network or internet.
- › Voice command via Amazon Alexa or Google Assistant to control main functions such as set point, operation mode, fan speed, etc
- › Choosing for an R-32 product, reduces the environmental impact with 68% compared to R-410A and leads directly to lower energy consumption thanks to its high energy efficiency
- › Seasonal efficiency values up to A+++ in cooling and heating
- › Using electrons to trigger chemical reactions with air borne particles, the Flash Streamer breaks down allergens such as pollen and fungal allergens and removes bothersome odours providing a better, cleaner air
- › Practically inaudible: the unit runs so quietly, you will almost forget it is there.
- › Heat boost quickly heats up your home when starting up your air conditioner. Set temperature is reached 14% faster than a regular air conditioner (pair only)



Fireplace logic



Coanda effect  
- cooling



Coanda effect  
- heating



Intelligent  
thermal sensor



Heat boost



Guaranteed  
operation  
down to -30°C



Onecta app

















Econo mode



Energy  
saving during  
standby mode

# 1 Features

## 1 - 1 FTXTA-CW

- |  |  |  |  |   |   |  |  |  |
|--|--|--|--|---|---|--|--|--|
| <br>Night set mode        | <br>Fan only                | <br>Comfort mode              | <br>Powerful mode       | <br>Auto cooling-heating changeover                  | <br>Indoor unit silent operation | <br>Outdoor unit silent operation | <br>3-D air flow                        | <br>Vertical auto swing |
| <br>Horizontal auto swing | <br>Auto fan speed          | <br>Fan speed steps (5 steps) | <br>Dry programme       | <br>Silver allergen removal and air purifying filter | <br>Flash Streamer               | <br>Practically inaudible         | <br>Titanium apatite deodorising filter | <br>Air filter          |
| <br>Weekly timer          | <br>Infrared remote control | <br>Wired remote control      | <br>Centralised control | <br>Auto-restart                                     | <br>Self diagnosis               | <br>Multi model application       |  |  |

## 2 Specifications

### 2 - 1 Specifications

Technical specifications					FTXTA30CW		
Power input	Cooling	Nom.		kW	0.023		
	Heating	Nom.		kW	0.022		
Casing	Colour				White		
Dimensions	Unit	Height		mm	295		
		Width		mm	798		
		Depth		mm	189		
	Packed unit	Height		mm	305		
		Width		mm	875		
		Depth		mm	406		
Weight	Unit			kg	12		
	Packed unit			kg	14		
Packing	Weight				kg	2	
Heat exchanger	Length				mm	622	
	Rows	Quantity				2	
		Fin pitch				mm	1.40
	Stages	Quantity				18	
		Passes				Quantity	3.0
	Tube type					ø5 Hi-XB	
	Fin	Type				ML fin (Multi louver)	
		Length				mm	614
	Heat exchanger 2	Rows	Quantity				1
Fin pitch				mm	1.40		
Stages				Quantity	4		
Heat exchanger 3	Length				mm	614	
	Rows	Quantity				1	
		Fin pitch				mm	1.40
	Stages				Quantity	4	
Fan	Type					Cross flow fan	
	Air flow rate	Cooling	High	m <sup>3</sup> /min		13.1	
				cfm		463	
				Medium	m <sup>3</sup> /min		9.0
				cfm		318	
			Low	m <sup>3</sup> /min		6.0	
				cfm		212	
			Silent operation		m <sup>3</sup> /min		4.9
				cfm		173	
Fan			Air flow rate	Heating	High	m <sup>3</sup> /min	
	cfm					434	
	Medium	m <sup>3</sup> /min					8.2
		cfm				290	
	Low	m <sup>3</sup> /min				5.8	
		cfm				205	
	Silent operation				m <sup>3</sup> /min		5.0
		cfm				177	
	Fan motor	Model					MM9G21V28VA
Type					DC motor		
Speed		Steps					5 + silent, + auto
		Cooling	High	rpm		1,180	
				rpm		880	
				rpm		660	
				Silent operation	rpm		570
		Heating	High	rpm		1,140	
				rpm		870	
				rpm		710	
	Silent operation		rpm		640		
	Cooling				dBA	60.0	
Heating				dBA	60.0		
Sound pressure level	Cooling	High	dBA		43.0		
			dBA		32.0		
		Low	dBA		25.0		
			dBA		20.0		
	Heating	High	dBA		41.0		
			dBA		31.0		
		Low	dBA		24.0		
			dBA		19.0		
		Refrigerant				Type	R-32
GWP					675.0		
Heat exchanger 3	Quantity				mm	1	
Piping connections	Liquid	OD	mm		6.35		
			mm		9.50		
	Gas				OD	mm	9.50
	Drain					18	
Heat insulation					Both liquid and gas pipes		

## 2 Specifications

### 2 - 1 Specifications

Technical specifications			FTXTA30CW
Air filter	Type		Removable / washable
Air filter	Quantity	pc	2
Air direction control			Right, Left, Horizontal, Downward
Temperature control			Microcomputer control
Control systems	Infrared remote control		ARC466A84
	Wired remote control		BRC073A4

Standard accessories: Installation manual;Quantity: 1;

Standard accessories: Operation manual;Quantity: 1;

Standard accessories: Wireless remote control;Quantity: 1;

Standard accessories: Remote control holder;Quantity: 1;

Standard accessories: AAA dry-cell batteries;Quantity: 2;

Standard accessories: Titanium apatite deodorizing filter;Quantity: 1;

Standard accessories: Silver particle filter;Quantity: 1;

Standard accessories: Screw cover;Quantity: 2;

Standard accessories: Screw bag;Quantity: 1;

Standard accessories: General safety precautions;Quantity: 1;

Electrical specifications				FTXTA30CW
Power supply	Phase			1~
	Frequency		Hz	50
	Voltage		V	220-240
Wiring connections - 50Hz	For power supply	Quantity		3
		Remark		3 for power supply, 4 for interunit wiring (Earth wire included)
Current	Nominal running current (RLA)	Cooling	A	0.40

Cooling: indoor temp. 27°CDB, 19°CWB; outdoor temp. 35°CDB, 24°CWB; equivalent piping length: 5m |

Heating: indoor temp. 20°CDB; outdoor temp. 7°CDB, 6°CWB; equivalent refrigerant piping: 5m |

See separate drawing for electrical data

# 3 Options

## 3 - 1 Options

3

### FTXTA-CB FTXTA-CW

Option kit	Product name	Remark	Stylish midlife improvement								
			Applicable models	Class	Casing	Factory	DICZ				
			CTXA15C2V1BB, CTXA15C2V1BS	15	Stylish	DICZ					
			FTXA20C2V1BW, FTXA20C2V1BB, FTXA20C2V1BS	20							
			FTXA25C2V1BW, FTXA25C2V1BB, FTXA25C2V1BS	25							
			FTXA35C2V1BW, FTXA35C2V1BB, FTXA35C2V1BS	35							
			FTXA42C2V1BW, FTXA42C2V1BB, FTXA42C2V1BS	42							
			FTXA50C2V1BW, FTXA50C2V1BB, FTXA50C2V1BS	50							
			FTXA30C2V1BB, FTXA30C2V1BS	30							
Wired remote control	BRC073A1	(2)(3)	✓	✓	✓	✓	✓	✓	✓	✓	✓
Extension cord for wired remote control (-3-m)	BRCW901A03		✓	✓	✓	✓	✓	✓	✓	✓	✓
Extension cord for wired remote control (-8-m)	BRCW901A08		✓	✓	✓	✓	✓	✓	✓	✓	✓
Intelligent Tablet Controller	DCC601A51	(2)(3)	✓	✓	✓	✓	✓	✓	✓	✓	✓
Wiring adaptor (normal open contact - normal open pulse contact)	KRP413A81S	(2)(3)	✓	✓	✓	✓	✓	✓	✓	✓	✓
Interface adaptor for DIII-NET	KRP928BB2S	(2)(3)	✓	✓	✓	✓	✓	✓	✓	✓	✓
Central remote control	DCS302CA51	(2)(3)	✓	✓	✓	✓	✓	✓	✓	✓	✓
Unified ON/OFF controller	DCS301BA51	(2)(3)	✓	✓	✓	✓	✓	✓	✓	✓	✓
Schedule timer	DST301BA51	(2)(3)	✓	✓	✓	✓	✓	✓	✓	✓	✓
Intelligent Touch Manager	DCM601A5A	(2)(3)	✓	✓	✓	✓	✓	✓	✓	✓	✓
Modbus- interface	EKM6DXA7V1	(2)(3)	✓	✓	✓	✓	✓	✓	✓	✓	✓
Modbus gateway	RTD-RA	(2)(3)	✓	✓	✓	✓	✓	✓	✓	✓	✓
KNX- interface	KLIC-DD	(2)(3)	✓	✓	✓	✓	✓	✓	✓	✓	✓
Titanium apatite deodorising filter without frame	KAF970A46	(1)	✓	✓	✓	✓	✓	✓	✓	✓	✓
Silver particle filter (Ag-ion) with frame	KAF057A41	(1)	✓	✓	✓	✓	✓	✓	✓	✓	✓
Conversion wire harness	EKRS21		✓	✓	✓	✓	✓	✓	✓	✓	✓

Notes

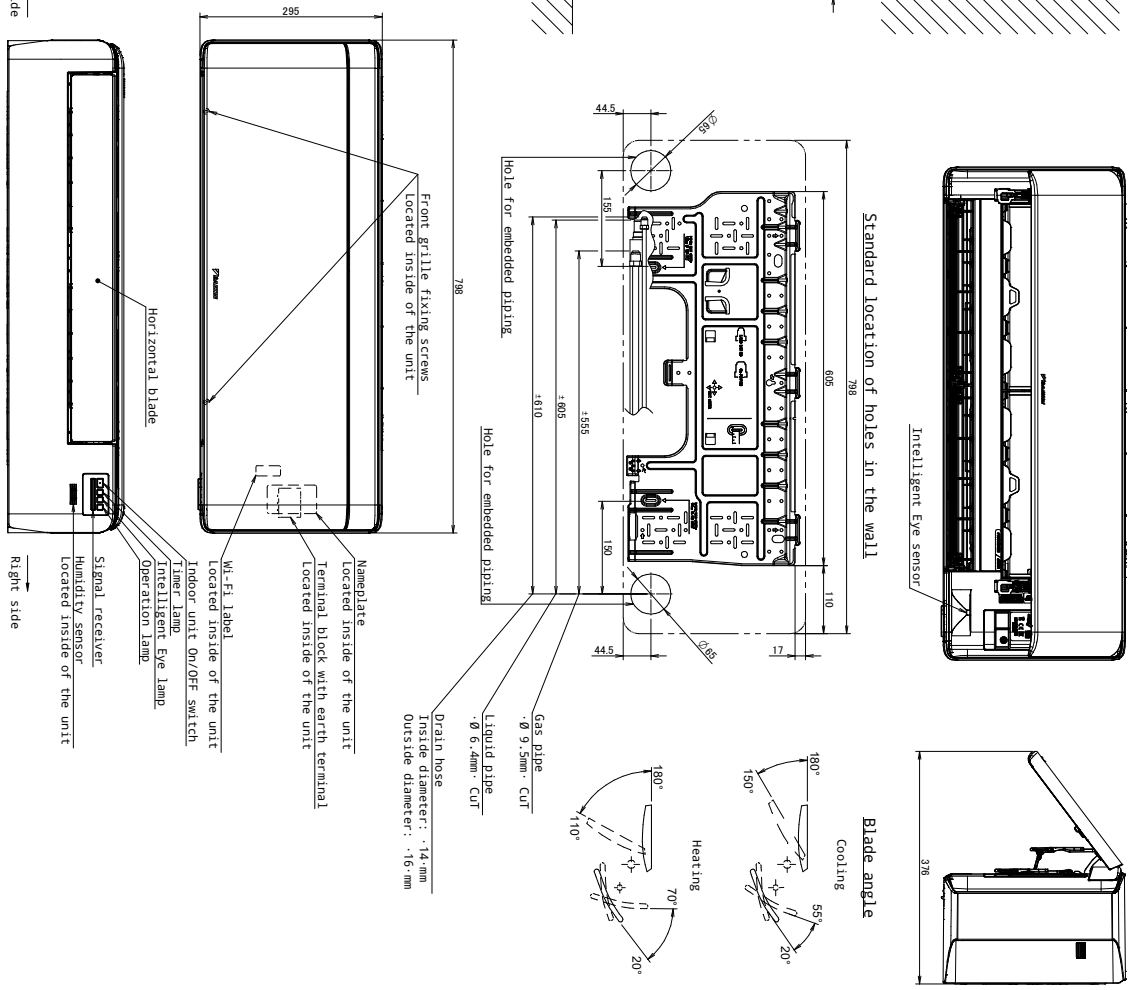
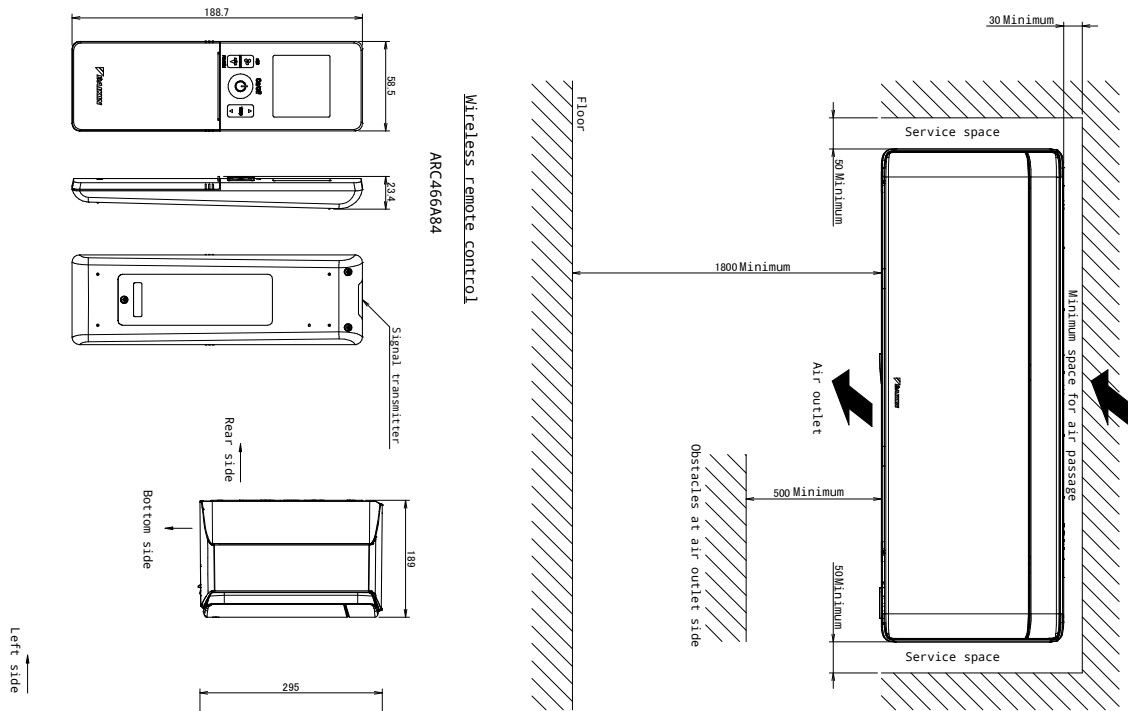
- Standard accessory
- This option features a(n) -S21- connector. To connect this option to the indoor unit, therefore conversion wire harness -EKRS21- is required.
- This option cannot operate together with the wireless LAN functionality that is a standard feature of the indoor unit.  
When connecting this option to the indoor unit, turn off the indoor unit's wireless LAN functionality.

4D147525

# 4 Dimensional drawings

## 4 - 1 Dimensional Drawings

FTXTA-CB  
FTXTA-CW



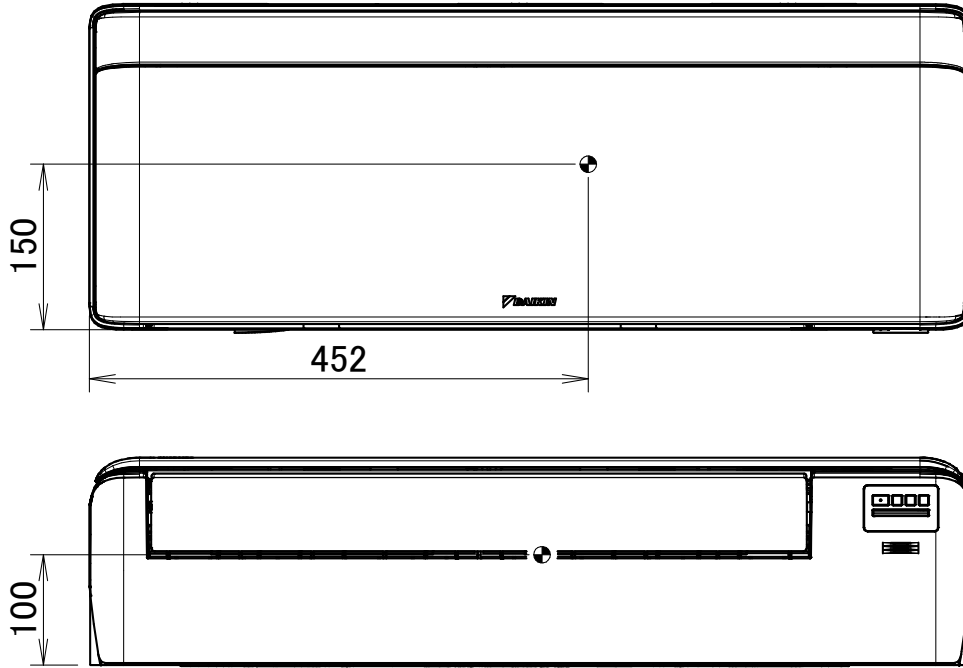
2D147620

# 5 Centre of gravity

## 5 - 1 Centre of Gravity

5

FTXTA-CB  
FTXTA-CW









4D147661

# 6 Piping diagrams



## 6 - 1 Piping Diagrams

**FTXTA-CB**  
**FTXTA-CW**

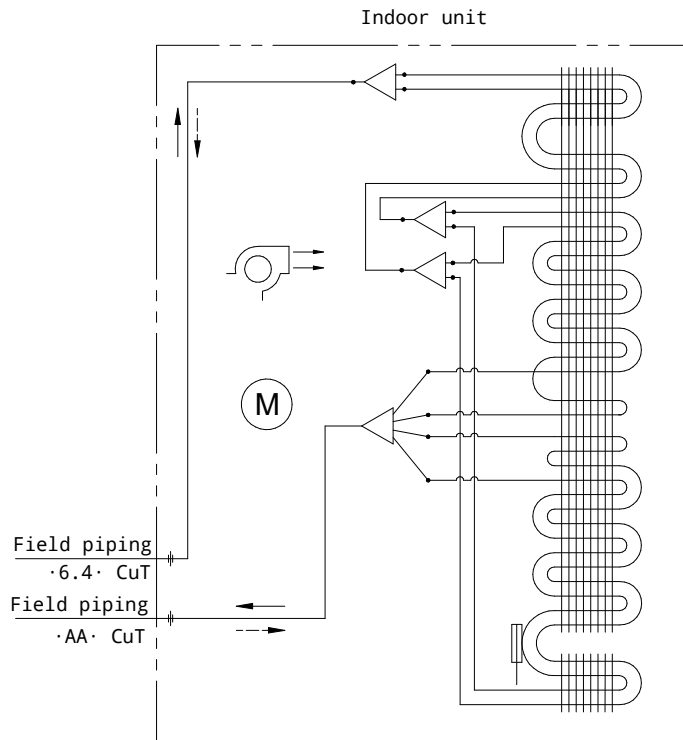
Legend

-  Fan motor
-  Thermistor
-  Heat exchanger
-  Crossflow fan
-  Distributor
-  Screw connection

Refrigerant flow

-  Cooling
-  Heating

AA	Class
9.5	15-42
12.7	50



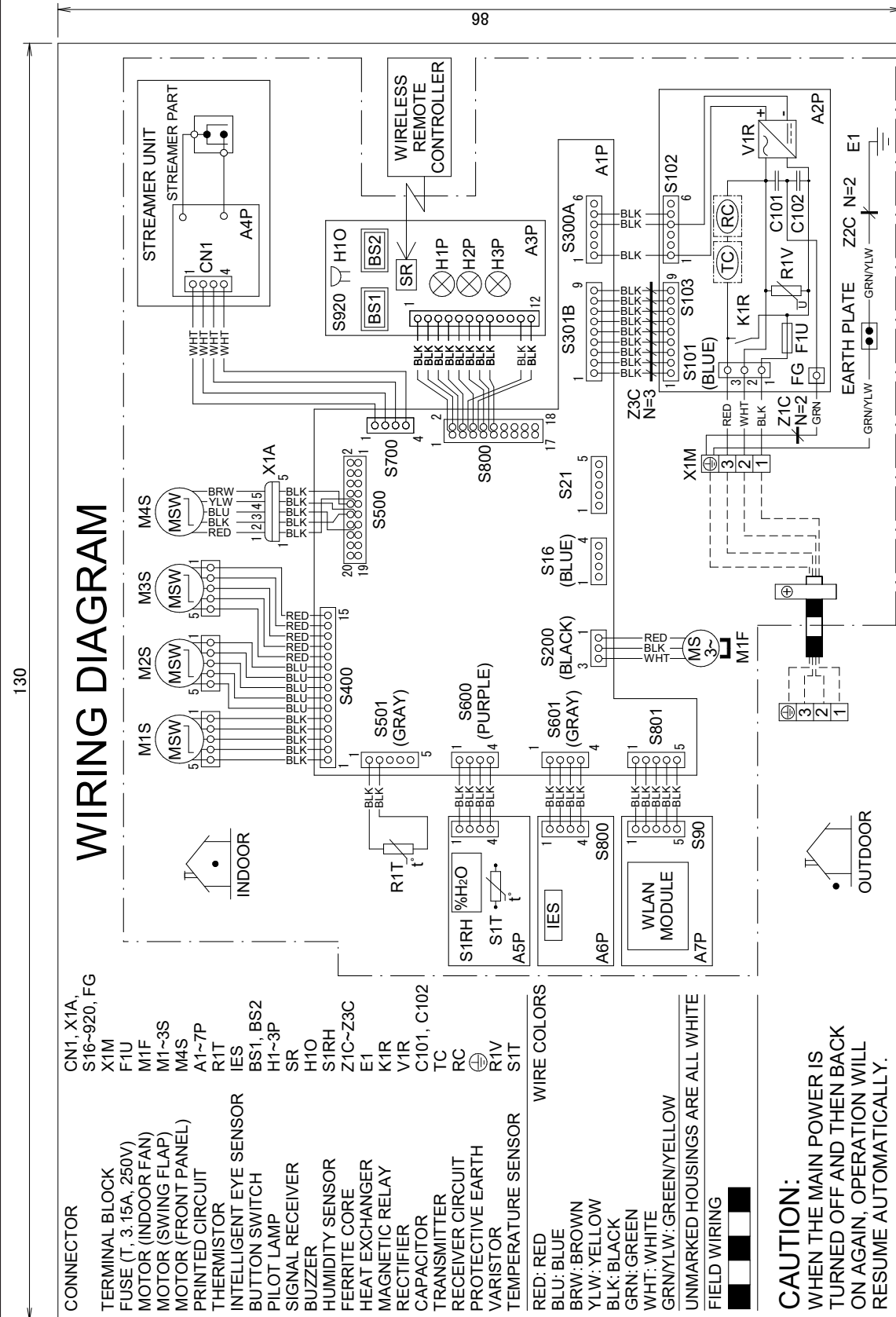
**3D147549**

# 7 Wiring diagrams

## 7 - 1 Wiring Diagrams - Single Phase

7

FTXTA-CB  
FTXTA-CW



NOTES:

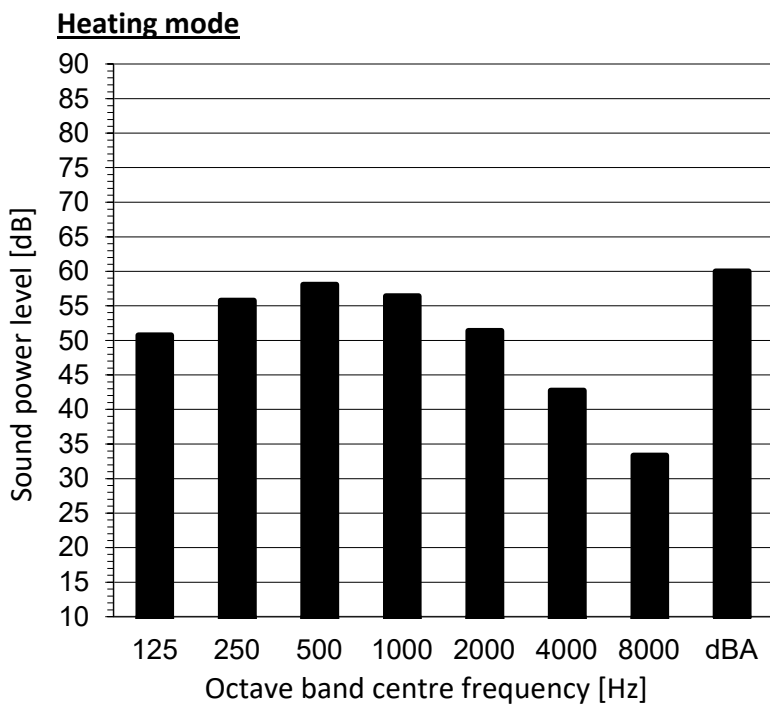
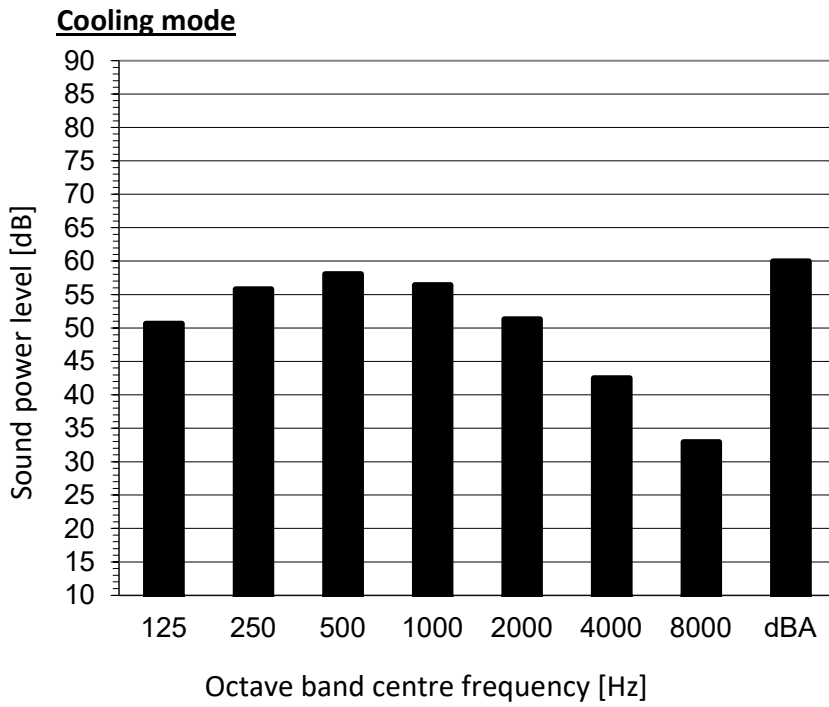
1. SIZE: HEIGHT 86 x WIDTH 130
2. REFER TO PURCHASING SPECIFICATION AS030002 UNLESS OTHERWISE SPECIFIED.

3D145108

# 8 Sound data

## 8 - 1 Sound Power Spectrum

FTXTA-CB  
FTXTA-CW



■ Fan speed: High

**Notes**

1. dBA = A-weighted sound power level (A scale according to IEC).
2. Reference acoustic power 0 dB =  $10^{-6}$  W
3. Measured according to ISO 3744

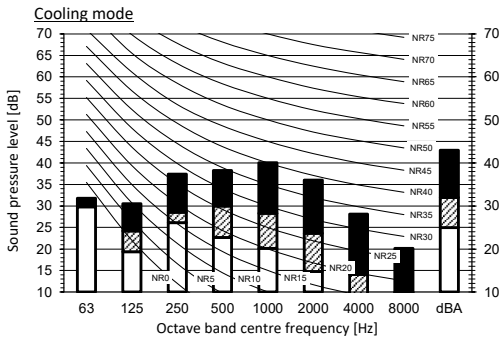
**3D124007A**

# 8 Sound data

## 8 - 2 Sound Pressure Spectrum

8

FTXTA-CB  
FTXTA-CW



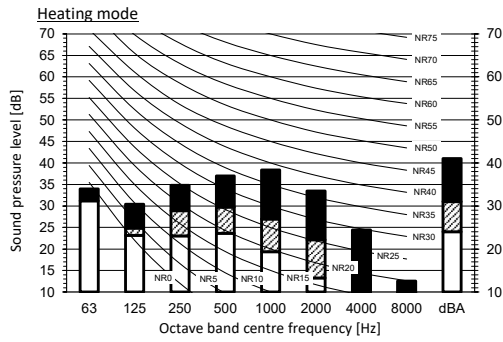
Cooling  
Total dB

A	B	C	D
dBA	43	32	25

**Legend**

dBA = A-weighted sound pressure level (A scale according to IEC).

- A Scale
- B Fan speed: High
- C Fan speed: Medium
- D Fan speed: Low



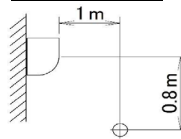
Heating  
Total dB

A	B	C	D
dBA	41	31	24

**Notes**


1. Operating conditions: power source -220-240-V ·50-Hz; JIS standard
2. Background noise already taken into account.
3. Operating noise varies depending on operation and ambient conditions.
4. The operation noise measuring method is in accordance with JISC9612.
5. Measuring location: anechoic chamber

**Location of microphone**



4D148127

**Daikin Europe N.V.** Naamloze Vennootschap · Zandvoordestraat 300 · 8400 Oostende · Belgium · [www.daikin.eu](http://www.daikin.eu) · BE 0412 120 336 · RPR Oostende (Responsible Editor)



EEEN23



10/2023



Daikin Europe N.V. participates in the ECP programmes for Fan Coil Units and Variable Refrigerant Flow systems, Daikin Applied Europe S.p.A. participates in the ECP programmes for Liquid Chilling Packages and Hydronic Heat Pumps. Check ongoing validity of certificate: [www.eurovent-certification.com](http://www.eurovent-certification.com)

The present publication is drawn up by way of information only and does not constitute an offer binding upon Daikin Europe N.V. / Daikin Central Europe HandelsGmbH. Daikin Europe N.V. / Daikin Central Europe HandelsGmbH have compiled the content of this publication to the best of their knowledge. No express or implied warranty is given for the completeness, accuracy, reliability or fitness for particular purpose of its content and the products and services presented therein. Specifications are subject to change without prior notice. Daikin Europe N.V. / Daikin Central Europe HandelsGmbH explicitly rejects any liability for any direct or indirect damage, in the broadest sense, arising from or related to the use and/or interpretation of this publication. All content is copyrighted by Daikin Europe N.V.