

Design outdoor unit
Air Conditioning
Technical Data
RXJ-A9



TABLE OF CONTENTS

RXJ-A9

1	Features	4
	RXJ-A9	4
2	Specifications	5
3	Electrical data	26
4	Capacity tables	27
	Cooling/Heating Capacity Tables	27
5	Dimensional drawings	30
6	Centre of gravity	31
7	Piping diagrams	32
8	Wiring diagrams	33
	Wiring Diagrams - Three Phase	33
9	Sound data	34
	Sound Pressure Spectrum	34
10	Operation range	37

1 Features

1 - 1 RXJ-A9

- › New design outlook for outdoor unit
- › Choosing for an R-32 product, reduces the environmental impact with 68% compared to R-410A and leads directly to lower energy consumption thanks to its high energy efficiency
- › Seasonal efficiency values up to A+++ in cooling and heating



Guaranteed operation down to -20°C



Inverter



Swing compressor



Outdoor unit silent operation

2 Specifications

2 - 1 Specifications

Technical specifications			FTXJ20AW + RXJ20A9	FTXJ25AW + RXJ25A9	FTXJ35AW + RXJ35A9	FTXJ42AW + RXJ42A9	FTXJ50AW + RXJ50A9	
Cooling capacity	Min.	kW	1.3		1.4	1.7		
	Min.	Btu/h	4,400		4,800	5,800		
	Min.	kcal/h	1,118		1,204	1,462		
	Nom.	kW	2	2.5	3.4	4.2	5	
	Nom.	Btu/h	6,800	8,500	11,600	14,300	17,100	
	Nom.	kcal/h	1,720	2,150	2,923	3,611	4,299	
	Max.	kW	2.6	3.2	4	5	5.3	
	Max.	Btu/h	8,900	10,900	13,600	17,100	18,100	
	Max.	kcal/h	2,236	2,752	3,439	4,299	4,557	
Cooling capacity - Low sound mode (Stb. 2020, 189)	Min.	kW	1.3		1.4	1.7		
	Min.	Btu/h	4,400		4,800	5,800		
	Min.	kcal/h	1,118		1,204	1,462		
	Nom.	kW	2	2.5	3.4	4.2	5	
	Nom.	Btu/h	6,800	8,500	11,600	14,300	17,100	
	Nom.	kcal/h	1,720	2,150	2,923	3,611	4,299	
	Max.	kW	2.6	3.2	3.6	4.9	5	
	Max.	Btu/h	8,900	10,900	12,283	16,720	17,060	
	Max.	kcal/h	2,236	2,752	3,097	4,213	4,299	
Heating capacity	Min.	kW	1.3		1.4	1.7		
	Min.	Btu/h	4,400		4,800	5,800		
	Min.	kcal/h	1,118		1,204	1,500		
	Nom.	kW	2.5	2.8	4	5.4	5.8	
	Nom.	Btu/h	8,500	9,600	13,600	18,400	19,800	
	Nom.	kcal/h	2,150	2,408	3,439	4,643	4,987	
	Max.	kW	3.5	4.7	5.2	6	6.5	
	Max.	Btu/h	11,900	16,000	17,700	20,500	22,200	
	Max.	kcal/h	3,009	4,041	4,471	5,159	5,589	
Heating capacity - Low sound mode (Stb. 2020, 189)	Min.	kW	1.3		1.4	1.7		
	Min.	Btu/h	4,400		4,800	5,800		
	Min.	kcal/h	1,118		1,204	1,500		
	Nom.	kW	2.5	2.8	4	5.4	5.8	
	Nom.	Btu/h	8,500	9,600	13,600	18,400	19,800	
	Nom.	kcal/h	2,150	2,408	3,439	4,643	4,987	
	Max.	kW	3.5	4.7	5.2	5.7	5.8	
	Max.	Btu/h	11,900	16,000	17,700	19,450	19,790	
	Max.	kcal/h	3,009	4,041	4,471	4,900	4,987	
Power input	Cooling	Nom.	kW	0.43	0.56	0.78	1.05	1.36
	Heating	Nom.	kW	0.5	0.56	0.99	1.31	1.45
Power input - Low sound mode (Stb. 2020, 189)	Cooling	Nom.	kW	0.43	0.56	0.78	1.05	1.36
	Heating	Nom.	kW	0.5	0.56	0.99	1.34	1.49
Nominal efficiency	EER		4.7	4.46	4.37	3.99	3.68	
	COP		5		4.04	4.12	4	
	Annual energy consumption	kWh	213	280	389	526	679	
	Energy labeling Directive	Cooling Heating			A			
Nominal efficiency - Low sound mode (Stb. 2020, 189)	EER		4.7	4.46	4.37	3.99	3.68	
	COP		5		4.04	4.02	3.9	
	Annual energy consumption	kWh	213	280	389	526	679	
Space cooling	Energy efficiency class		A+++		A++			
	Capacity	Pdesign	kW	2	2.5	3.4	4.2	5
	SEER		8.75	8.74	8.73	7.5	7.33	
	Annual energy consumption	kWh/a	80	100	136	196	239	
Space cooling - Low sound mode (Stb. 2020, 189)	Capacity	Pdesign	kW	2	2.5	3.4	4.2	5
	SEER		8.75	8.74	8.73	7.5	7.33	
	Annual energy consumption	kWh/a	80	100	136	196	239	
Space heating (Average climate)	Capacity	Pdesign	kW	2.4	2.45	2.5	3.8	4
	Energy efficiency class		A+++		A++			
	SCOP/A		5.15		4.6			
	SCOPnet/A		5.21		4.64	4.63		
	Pdh Heating capacity at -10°	kW	2.02	2.07	2.11	3.26	3.44	
	Annual energy consumption	kWh/a	652	666	680	1,156	1,218	
	Required back up heating cap at design conditions	kW	0.38		0.39	0.54	0.56	
Space heating (Average climate) - Low sound mode (Stb. 2020, 189)	Capacity	Pdesign	kW	2.4	2.45	2.5	3.8	4
	SCOP/A		5.15		4.6			
	SCOPnet/A		5.21		4.64	4.63		
	Pdh Heating capacity at -10°	kW	2.02	2.07	2.11	3.26	3.44	
	Annual energy consumption	kWh/a	652	666	680	1,156	1,218	
	Required back up heating cap at design conditions	kW	0.38		0.39	0.54	0.56	

2 Specifications

2 - 1 Specifications

Technical specifications			FTXJ20AW + RXJ20A9	FTXJ25AW + RXJ25A9	FTXJ35AW + RXJ35A9	FTXJ42AW + RXJ42A9	FTXJ50AW + RXJ50A9		
Space heating (Warm climate)	Capacity	Pdesignh	kW	1.3	1.32	1.35	2.05	2.16	
	Energy efficiency class	A+++							
	SCOP	6.26						5.78	5.77
	SCOPnet	6.47						5.9	5.88
	Annual energy consumption	kWh/a	291	295	305	496	524		
Space heating (Warm climate)	Required back up heating cap at design conditions	kW	0						
Space heating (Warm climate) - Low sound mode (Stb. 2020, 189)	Capacity	Pdesign	kW	1.3	1.32	1.35	2.05	2.16	
	SCOP	6.26						5.78	5.77
	SCOPnet	6.47						5.9	5.88
	Annual energy consumption	kWh/a	291	295	305	496	524		
	Required back up heating cap at design conditions	kW	0						
Space cooling	A Condition (35°C - 27/19)	Pdc	kW	2	2.5	3.4	4.2	5	
		EERd		4.7	4.46	4.37	3.99	3.68	
		Power input	kW	0.43	0.56	0.78	1.05	1.36	
	B Condition (30°C - 27/19)	Pdc	kW	1.48	1.85	2.51	3.1	3.69	
		EERd		6.96	6.59	6.27	5.59	5.29	
		Power input	kW	0.21	0.28	0.4	0.55	0.7	
	C Condition (25°C - 27/19)	Pdc	kW	1.21	1.22	1.62	1.99	2.37	
		EERd		11.41	10.97	10.44	9.35	9.24	
		Power input	kW		0.11	0.16	0.21	0.26	
	D Condition (20°C - 27/19)	Pdc	kW	1.18	1.19	1.29		1.89	
		EERd		15.11	15.09	16.64	12.08	12.03	
		Power input	kW		0.08			0.16	
	Space cooling - Low sound mode (Stb. 2020, 189)	A Condition (35°C - 27/19)	Pdc	kW	2	2.5	3.4	4.2	5
			EERd		4.7	4.46	4.37	3.99	3.68
			Power input	kW	0.43	0.56	0.78	1.05	1.36
		B Condition (30°C - 27/19)	Pdc	kW	1.48	1.85	2.51	3.1	3.69
EERd				6.96	6.59	6.27	5.59	5.29	
Power input			kW	0.21	0.28	0.4	0.55	0.7	
C Condition (25°C - 27/19)		Pdc	kW	1.21	1.22	1.62	1.99	2.37	
		EERd		11.41	10.97	10.44	9.35	9.24	
		Power input	kW		0.11	0.16	0.21	0.26	
D Condition (20°C - 27/19)		Pdc	kW	1.18	1.19	1.29		1.89	
		EERd		15.11	15.09	16.64	12.08	12.03	
		Power input	kW		0.08			0.16	
Space heating (Average climate)		TOL	Tol (temperature operating limit)	°C					-10
		TBivalent	Tbiv (bivalent temperature)	°C					-7
			Pdh (declared heating cap)	kW	2.13	2.17	2.22	3.37	3.54
			COPd (declared COP)		3.49	3.48	3.54	3.24	3.16
	Power input		kW	0.61	0.62	0.63	1.04	1.12	
	A Condition (-7°C)	Pdh (declared heating cap)	kW	2.13	2.17	2.22	3.37	3.54	
		COPd (declared COP)		3.49	3.48	3.54	3.24	3.16	
Space heating (Average climate)	A Condition (-7°C)	Power input	kW	0.61	0.62	0.63	1.04	1.12	
		B Condition (2°C)	Pdh (declared heating cap)	kW	1.3	1.32	1.35	2.05	2.16
			COPd (declared COP)		5.18	5.17	5.19	4.5	4.52
	C Condition (7°C)	Power input	kW	0.25		0.26	0.46	0.48	
		Pdh (declared heating cap)	kW	0.91	0.93	0.95	1.71	1.73	
		COPd (declared COP)		6.45	6.48	6.42	6.14	6.13	
	D Condition (12°C)	Power input	kW		0.14	0.15		0.28	
		Pdh (declared heating cap)	kW	1.12	1.13	1.15	1.52	1.56	
		COPd (declared COP)		8.04	8.03	7.89	7.35	7.25	
	E condition (-10°C)	Power input	kW		0.14	0.15	0.21	0.22	
		Pdh (declared heating cap)	kW	2.02	2.07	2.11	3.26	3.44	
		COPd (declared COP)		3.01	3.04	2.81	2.79	2.78	
	Power input	kW	0.67	0.68	0.75	1.17	1.24		

2 Specifications

2 - 1 Specifications

Technical specifications				FTXJ20AW + RXJ20A9	FTXJ25AW + RXJ25A9	FTXJ35AW + RXJ35A9	FTXJ42AW + RXJ42A9	FTXJ50AW + RXJ50A9	
Space heating (Average climate) - Low sound mode (Stb. 2020, 189)	TOL	Tol (temperature operating limit)				-10			
	TBivalent	Tbiv (bivalent temperature)				-7			
		Pdh (declared heating cap)		2.13	2.17	2.22	3.37	3.54	
		COPd (declared COP)		3.49	3.48	3.54	3.24	3.16	
	Power input		0.61	0.62	0.63	1.04	1.12		
	A Condition (-7°C)	Pdh (declared heating cap)		2.13	2.17	2.22	3.37	3.54	
		COPd (declared COP)		3.49	3.48	3.54	3.24	3.16	
		Power input		0.61	0.62	0.63	1.04	1.12	
	B Condition (2°C)	Pdh (declared heating cap)		1.3	1.32	1.35	2.05	2.16	
		COPd (declared COP)		5.18	5.17	5.19	4.5	4.52	
		Power input		0.25		0.26	0.46	0.48	
	C Condition (7°C)	Pdh (declared heating cap)		0.91	0.93	0.95	1.71	1.73	
		COPd (declared COP)		6.45	6.48	6.42	6.14	6.13	
		Power input			0.14	0.15		0.28	
	D Condition (12°C)	Pdh (declared heating cap)		1.12	1.13	1.15	1.52	1.56	
COPd (declared COP)		8.04	8.03	7.89	7.35	7.25			
Power input			0.14	0.15	0.21	0.22			
E condition (-10°C)	Pdh (declared heating cap)		2.02	2.07	2.11	3.26	3.44		
	COPd (declared COP)		3.01	3.04	2.81	2.79	2.78		
	Power input		0.67	0.68	0.75	1.17	1.24		
Space heating (Warm climate)	TOL	Tol (temperature operating limit)				2			
	TBivalent	Tbiv (bivalent temperature)				2			
		Pdh (declared heating cap)		1.3	1.32	1.35	2.05	2.16	
COPd (declared COP)		5.18	5.17	5.19	4.5	4.52			
Power input		0.25		0.26	0.46	0.48			
Space heating (Warm climate)	B Condition (2°C)	Pdh (declared heating cap)		1.3	1.32	1.35	2.05	2.16	
		COPd (declared COP)		5.18	5.17	5.19	4.5	4.52	
		Power input		0.25		0.26	0.46	0.48	
	C Condition (7°C)	Pdh (declared heating cap)		0.91	0.93	0.95	1.71	1.73	
		COPd (declared COP)		6.45	6.48	6.42	6.14	6.13	
		Power input			0.14	0.15		0.28	
	D Condition (12°C)	Pdh (declared heating cap)		1.12	1.13	1.15	1.52	1.56	
		COPd (declared COP)		8.04	8.03	7.89	7.35	7.25	
		Power input			0.14	0.15	0.21	0.22	
	E condition (2°C)	Pdh (declared heating cap)		1.3	1.32	1.35	2.05	2.16	
		COPd (declared COP)		5.18	5.17	5.19	4.5	4.52	
		Power input		0.25		0.26	0.46	0.48	
	Space heating (Warm climate) - Low sound mode (Stb. 2020, 189)	TOL	Tol (temperature operating limit)				2		
		TBivalent	Tbiv (bivalent temperature)				2		
			Pdh (declared heating cap)		1.3	1.32	1.35	2.05	2.16
COPd (declared COP)			5.18	5.17	5.19	4.5	4.52		
Power input		0.25		0.26	0.46	0.48			
B Condition (2°C)		Pdh (declared heating cap)		1.3	1.32	1.35	2.05	2.16	
		COPd (declared COP)		5.18	5.17	5.19	4.5	4.52	
		Power input		0.25		0.26	0.46	0.48	
C Condition (7°C)		Pdh (declared heating cap)		0.91	0.93	0.95	1.71	1.73	
		COPd (declared COP)		6.45	6.48	6.42	6.14	6.13	
		Power input			0.14	0.15		0.28	
D Condition (12°C)		Pdh (declared heating cap)		1.12	1.13	1.15	1.52	1.56	
		COPd (declared COP)		8.04	8.03	7.89	7.35	7.25	
		Power input			0.14	0.15	0.21	0.22	
E condition (-10°C)		Pdh (declared heating cap)		2.02	2.07	2.11	3.26	3.44	
	COPd (declared COP)		3.01	3.04	2.81	2.79	2.78		
	Power input		0.67	0.68	0.75	1.17	1.24		
Space heating (Warm climate) - Low sound mode (Stb. 2020, 189)				0.25		0.26	0.46	0.48	
Power consumption in other than active mode	Crankcase heater mode	PCK	W			0			
	Off mode	POFF	W			1			
	Standby mode	Cooling	PSB	W			1		
		Heating	PSB	W			1		
	Thermo-stat-off mode	PTO	Cooling	W	7			12	
Heating			W			13			
Cooling	Cdc (Degradation cooling)				0.25				
Heating	Cdh (Degradation heating)				0.25				
Cooling function included						Yes			
Heating function included						Yes			
Average climate included						Yes			
Cold season included						No			
Warm season included						Yes			

2 Specifications

2 - 1 Specifications

2

Technical specifications					FTXJ20AW + RXJ20A9	FTXJ25AW + RXJ25A9	FTXJ35AW + RXJ35A9	FTXJ42AW + RXJ42A9	FTXJ50AW + RXJ50A9
Eurovent	Sound power level outdoor	Cooling	Nom.	dBa	59		61	62	
		Sound power level indoor	Cooling	Nom.	dBa	57		60	
	Piping length	Cooling	Measuring condition	m	5				

Electrical specifications				FTXJ20AW + RXJ20A9	FTXJ25AW + RXJ25A9	FTXJ35AW + RXJ35A9	FTXJ42AW + RXJ42A9	FTXJ50AW + RXJ50A9
Power factor	Nominal	Cooling	%	93.48	93.65	96.89	93.17	93.86
		Heating	%	90.58	93.65	97.83	93.37	90.06
Current	Nominal running current (RLA) - 50Hz	Heating	A	2.4	2.6	4.4	6.1	7
			Current - 50Hz	Maximum fuse amps (MFA)	A	10	13	

Nominal heating capacities are based on: indoor temperature: 20°CDB, outdoor temperature: 7°CDB, 6°CWB, equivalent refrigerant piping: 5m, level difference: 0m. |
 Nominal cooling capacities are based on: indoor temperature: 27°CDB, 19°CWB, outdoor temperature: 35°CDB, equivalent refrigerant piping: 5m, level difference: 0m. |
 See separate drawing for operation range |
 See separate drawing for electrical data

Technical specifications				FTXJ20AB + RXJ20A9	FTXJ25AB + RXJ25A9	FTXJ35AB + RXJ35A9	FTXJ42AB + RXJ42A9	FTXJ50AB + RXJ50A9
Cooling capacity	Min.		kW	1.3		1.4	1.7	
	Min.		Btu/h	4,400		4,800	5,800	
	Min.		kcal/h	1,118		1,204	1,462	
	Nom.		kW	2	2.5	3.4	4.2	5
	Nom.		Btu/h	6,800	8,500	11,600	14,300	17,100
	Nom.		kcal/h	1,720	2,150	2,923	3,611	4,299
	Max.		kW	2.6	3.2	4	5	5.3
	Max.		Btu/h	8,900	10,900	13,600	17,100	18,100
	Max.		kcal/h	2,236	2,752	3,439	4,299	4,557
Cooling capacity - Low sound mode (Stb. 2020, 189)	Min.		kW	1.3		1.4	1.7	
	Min.		Btu/h	4,400		4,800	5,800	
	Min.		kcal/h	1,118		1,204	1,462	
	Nom.		kW	2	2.5	3.4	4.2	5
	Nom.		Btu/h	6,800	8,500	11,600	14,300	17,100
	Nom.		kcal/h	1,720	2,150	2,923	3,611	4,299
	Max.		kW	2.6	3.2	3.6	4.9	5
	Max.		Btu/h	8,900	10,900	12,283	16,720	17,060
	Max.		kcal/h	2,236	2,752	3,097	4,213	4,299
Heating capacity	Min.		kW	1.3		1.4	1.7	
	Min.		Btu/h	4,400		4,800	5,800	
	Min.		kcal/h	1,118		1,204	1,500	
	Nom.		kW	2.5	2.8	4	5.4	5.8
	Nom.		Btu/h	8,500	9,600	13,600	18,400	19,800
	Nom.		kcal/h	2,150	2,408	3,439	4,643	4,987
	Max.		kW	3.5	4.7	5.2	6	6.5
	Max.		Btu/h	11,900	16,000	17,700	20,500	22,200
	Max.		kcal/h	3,009	4,041	4,471	5,159	5,589
Heating capacity - Low sound mode (Stb. 2020, 189)	Min.		kW	1.3		1.4	1.7	
	Min.		Btu/h	4,400		4,800	5,800	
	Min.		kcal/h	1,118		1,204	1,500	
	Nom.		kW	2.5	2.8	4	5.4	5.8
	Nom.		Btu/h	8,500	9,600	13,600	18,400	19,800
	Nom.		kcal/h	2,150	2,408	3,439	4,643	4,987
	Max.		kW	3.5	4.7	5.2	5.7	5.8
	Max.		Btu/h	11,900	16,000	17,700	19,450	19,790
	Max.		kcal/h	3,009	4,041	4,471	4,900	4,987
Power input	Cooling	Nom.	kW	0.43	0.56	0.78	1.05	1.36
	Heating	Nom.	kW	0.5	0.56	0.99	1.31	1.45
Power input - Low sound mode (Stb. 2020, 189)	Cooling	Nom.	kW	0.43	0.56	0.78	1.05	1.36
	Heating	Nom.	kW	0.5	0.56	0.99	1.34	1.49
Nominal efficiency	EER			4.7	4.46	4.37	3.99	3.68
	COP			5		4.04	4.12	4
	Annual energy consumption		kWh	213	280	389	526	679
	Energy labeling Directive	Cooling		A				
	Heating		A					

2 Specifications

2 - 1 Specifications

Technical specifications			FTXJ20AB + RXJ20A9	FTXJ25AB + RXJ25A9	FTXJ35AB + RXJ35A9	FTXJ42AB + RXJ42A9	FTXJ50AB + RXJ50A9	
Nominal efficiency - Low sound mode (Stb. 2020, 189)	EER		4.7	4.46	4.37	3.99	3.68	
	COP		5		4.04	4.02	3.9	
Space cooling	Annual energy consumption	kWh	213	280	389	526	679	
	Energy efficiency class		A+++			A++		
	Capacity Pdesign	kW	2	2.5	3.4	4.2	5	
	SEER		8.75	8.74	8.73	7.5	7.33	
	Annual energy consumption	kWh/a	80	100	136	196	239	
Space cooling - Low sound mode (Stb. 2020, 189)	Capacity Pdesign	kW	2	2.5	3.4	4.2	5	
	SEER		8.75	8.74	8.73	7.5	7.33	
	Annual energy consumption	kWh/a	80	100	136	196	239	
Space heating (Average climate)	Capacity Pdesign	kW	2.4	2.45	2.5	3.8	4	
	Energy efficiency class		A+++			A++		
	SCOP/A		5.15			4.6		
	SCOPnet/A		5.21			4.64	4.63	
	Pdh Heating capacity at -10°	kW	2.02	2.07	2.11	3.26	3.44	
	Annual energy consumption	kWh/a	652	666	680	1,156	1,218	
	Required back up heating cap at design conditions	kW	0.38		0.39	0.54	0.56	
Space heating (Average climate) - Low sound mode (Stb. 2020, 189)	Capacity Pdesign	kW	2.4	2.45	2.5	3.8	4	
	SCOP/A		5.15			4.6		
	SCOPnet/A		5.21			4.64	4.63	
	Pdh Heating capacity at -10°	kW	2.02	2.07	2.11	3.26	3.44	
	Annual energy consumption	kWh/a	652	666	680	1,156	1,218	
	Required back up heating cap at design conditions	kW	0.38		0.39	0.54	0.56	
	Space heating (Warm climate)	Capacity Pdesign	kW	1.3	1.32	1.35	2.05	2.16
Energy efficiency class			A+++					
SCOP			6.26	6.27	6.2	5.78	5.77	
SCOPnet			6.47	6.48	6.4	5.9	5.88	
Annual energy consumption		kWh/a	291	295	305	496	524	
Space heating (Warm climate)	Required back up heating cap at design conditions	kW	0					
Space heating (Warm climate) - Low sound mode (Stb. 2020, 189)	Capacity Pdesign	kW	1.3	1.32	1.35	2.05	2.16	
	SCOP		6.26	6.27	6.2	5.78	5.77	
	SCOPnet		6.47	6.48	6.4	5.9	5.88	
	Annual energy consumption	kWh/a	291	295	305	496	524	
	Required back up heating cap at design conditions	kW	0					
Space cooling	A Condition (35°C - 27/19)	Pdc	2	2.5	3.4	4.2	5	
		EERd	4.7	4.46	4.37	3.99	3.68	
		Power input	0.43	0.56	0.78	1.05	1.36	
	B Condition (30°C - 27/19)	Pdc	1.48	1.85	2.51	3.1	3.69	
		EERd	6.96	6.59	6.27	5.59	5.29	
		Power input	0.21	0.28	0.4	0.55	0.7	
	C Condition (25°C - 27/19)	Pdc	1.21	1.22	1.62	1.99	2.37	
		EERd	11.41	10.97	10.44	9.35	9.24	
		Power input	0.11		0.16	0.21	0.26	
	D Condition (20°C - 27/19)	Pdc	1.18	1.19	1.29	1.89		
		EERd	15.11	15.09	16.64	12.08	12.03	
		Power input	0.08					0.16
	Space cooling - Low sound mode (Stb. 2020, 189)	A Condition (35°C - 27/19)	Pdc	2	2.5	3.4	4.2	5
EERd			4.7	4.46	4.37	3.99	3.68	
Power input			0.43	0.56	0.78	1.05	1.36	
B Condition (30°C - 27/19)		Pdc	1.48	1.85	2.51	3.1	3.69	
		EERd	6.96	6.59	6.27	5.59	5.29	
		Power input	0.21	0.28	0.4	0.55	0.7	
C Condition (25°C - 27/19)		Pdc	1.21	1.22	1.62	1.99	2.37	
		EERd	11.41	10.97	10.44	9.35	9.24	
		Power input	0.11		0.16	0.21	0.26	
D Condition (20°C - 27/19)		Pdc	1.18	1.19	1.29	1.89		
		EERd	15.11	15.09	16.64	12.08	12.03	
		Power input	0.08					0.16
Space heating (Average climate)		TOL	Tol (temperature operating limit)	°C		-10		
	TBivalent	Tbiv (bivalent temperature)	°C		-7			
		Pdh (declared heating cap)	kW	2.13	2.17	2.22	3.37	3.54
		COPd (declared COP)		3.49	3.48	3.54	3.24	3.16
		Power input	kW	0.61	0.62	0.63	1.04	1.12
	A Condition (-7°C)	Pdh (declared heating cap)	kW	2.13	2.17	2.22	3.37	3.54
		COPd (declared COP)		3.49	3.48	3.54	3.24	3.16

2 Specifications

2 - 1 Specifications

Technical specifications			FTXJ20AB + RXJ20A9	FTXJ25AB + RXJ25A9	FTXJ35AB + RXJ35A9	FTXJ42AB + RXJ42A9	FTXJ50AB + RXJ50A9		
Space heating (Average climate)	A Condition (-7°C)	Power input	kW	0.61	0.62	0.63	1.04	1.12	
		Pdh (declared heating cap)	kW	1.3	1.32	1.35	2.05	2.16	
		COPd (declared COP)		5.18	5.17	5.19	4.5	4.52	
	B Condition (2°C)	Power input	kW	0.25		0.26	0.46	0.48	
		Pdh (declared heating cap)	kW	0.91	0.93	0.95	1.71	1.73	
		COPd (declared COP)		6.45	6.48	6.42	6.14	6.13	
	C Condition (7°C)	Power input	kW		0.14	0.15		0.28	
		Pdh (declared heating cap)	kW	1.12	1.13	1.15	1.52	1.56	
		COPd (declared COP)		8.04	8.03	7.89	7.35	7.25	
	D Condition (12°C)	Power input	kW		0.14	0.15	0.21	0.22	
		Pdh (declared heating cap)	kW	2.02	2.07	2.11	3.26	3.44	
		COPd (declared COP)		3.01	3.04	2.81	2.79	2.78	
	E condition (-10°C)	Power input	kW	0.67	0.68	0.75	1.17	1.24	
		TOL	Tol (temperature operating limit)	°C			-10		
		Space heating (Average climate) - Low sound mode (Stb. 2020, 189)	TBivalent	Tbiv (bivalent temperature)	°C			-7	
Pdh (declared heating cap)	kW			2.13	2.17	2.22	3.37	3.54	
COPd (declared COP)				3.49	3.48	3.54	3.24	3.16	
A Condition (-7°C)	Power input		kW	0.61	0.62	0.63	1.04	1.12	
	Pdh (declared heating cap)		kW	2.13	2.17	2.22	3.37	3.54	
	COPd (declared COP)			3.49	3.48	3.54	3.24	3.16	
B Condition (2°C)	Power input		kW	0.61	0.62	0.63	1.04	1.12	
	Pdh (declared heating cap)		kW	1.3	1.32	1.35	2.05	2.16	
	COPd (declared COP)			5.18	5.17	5.19	4.5	4.52	
C Condition (7°C)	Power input		kW	0.25		0.26	0.46	0.48	
	Pdh (declared heating cap)		kW	0.91	0.93	0.95	1.71	1.73	
	COPd (declared COP)			6.45	6.48	6.42	6.14	6.13	
D Condition (12°C)	Power input		kW		0.14	0.15		0.28	
	Pdh (declared heating cap)		kW	1.12	1.13	1.15	1.52	1.56	
	COPd (declared COP)			8.04	8.03	7.89	7.35	7.25	
E condition (-10°C)	Power input	kW		0.14	0.15	0.21	0.22		
	Pdh (declared heating cap)	kW	2.02	2.07	2.11	3.26	3.44		
	COPd (declared COP)		3.01	3.04	2.81	2.79	2.78		
Space heating (Warm climate)	Power input	kW	0.67	0.68	0.75	1.17	1.24		
	TOL	Tol (temperature operating limit)	°C			2			
	Space heating (Warm climate) - Low sound mode (Stb. 2020, 189)	TBivalent	Tbiv (bivalent temperature)	°C			2		
Pdh (declared heating cap)			kW	1.3	1.32	1.35	2.05	2.16	
COPd (declared COP)				5.18	5.17	5.19	4.5	4.52	
B Condition (2°C)		Power input	kW	0.25		0.26	0.46	0.48	
		Pdh (declared heating cap)	kW	1.3	1.32	1.35	2.05	2.16	
		COPd (declared COP)		5.18	5.17	5.19	4.5	4.52	
C Condition (7°C)		Power input	kW	0.25		0.26	0.46	0.48	
		Pdh (declared heating cap)	kW	0.91	0.93	0.95	1.71	1.73	
		COPd (declared COP)		6.45	6.48	6.42	6.14	6.13	
D Condition (12°C)		Power input	kW		0.14	0.15		0.28	
		Pdh (declared heating cap)	kW	1.12	1.13	1.15	1.52	1.56	
		COPd (declared COP)		8.04	8.03	7.89	7.35	7.25	
E condition (2°C)		Power input	kW		0.14	0.15	0.21	0.22	
		Pdh (declared heating cap)	kW	1.3	1.32	1.35	2.05	2.16	
		COPd (declared COP)		5.18	5.17	5.19	4.5	4.52	
Space heating (Warm climate)	Power input	kW	0.25		0.26	0.46	0.48		
	TOL	Tol (temperature operating limit)	°C			2			
	Space heating (Warm climate) - Low sound mode (Stb. 2020, 189)	TBivalent	Tbiv (bivalent temperature)	°C			2		
Pdh (declared heating cap)			kW	1.3	1.32	1.35	2.05	2.16	
COPd (declared COP)				5.18	5.17	5.19	4.5	4.52	
B Condition (2°C)		Power input	kW	0.25		0.26	0.46	0.48	
		Pdh (declared heating cap)	kW	1.3	1.32	1.35	2.05	2.16	
		COPd (declared COP)		5.18	5.17	5.19	4.5	4.52	
C Condition (7°C)		Power input	kW	0.25		0.26	0.46	0.48	
		Pdh (declared heating cap)	kW	0.91	0.93	0.95	1.71	1.73	
		COPd (declared COP)		6.45	6.48	6.42	6.14	6.13	
D Condition (12°C)		Power input	kW		0.14	0.15		0.28	
		Pdh (declared heating cap)	kW	1.12	1.13	1.15	1.52	1.56	
		COPd (declared COP)		8.04	8.03	7.89	7.35	7.25	
Space heating (Average climate) - Low sound mode (Stb. 2020, 189)		Power input	kW		0.14	0.15	0.21	0.22	
		Pdh (declared heating cap)	kW	2.02	2.07	2.11	3.26	3.44	
		COPd (declared COP)		3.01	3.04	2.81	2.79	2.78	
Space heating (Warm climate) - Low sound mode (Stb. 2020, 189)	Power input	kW	0.67	0.68	0.75	1.17	1.24		
	Space heating (Average climate) - Low sound mode (Stb. 2020, 189)				0.26	0.46	0.48		

2 Specifications

2 - 1 Specifications

Technical specifications				FTXJ20AB + RXJ20A9	FTXJ25AB + RXJ25A9	FTXJ35AB + RXJ35A9	FTXJ42AB + RXJ42A9	FTXJ50AB + RXJ50A9	
Power consumption in other than active mode	Crankcase heater mode	PCK	W	0					
	Off mode	POFF	W	1					
	Standby mode	Cooling	PSB	W	1				
		Heating	PSB	W	1				
	Thermo-stat-off mode	PTO	Cooling	W	7		12		
Heating			W	13					
Cooling	Cdc (Degradation cooling)			0.25					
Heating	Cdh (Degradation heating)			0.25					
Cooling function included				Yes					
Heating function included				Yes					
Average climate included				Yes					
Cold season included				No					
Warm season included				Yes					
Eurovent	Sound power level outdoor	Cooling	Nom.	dBa	59		61		62
		Cooling	Nom.	dBa	57		60		
	Piping length	Cooling	Measuring condition	m	5				

Electrical specifications				FTXJ20AB + RXJ20A9	FTXJ25AB + RXJ25A9	FTXJ35AB + RXJ35A9	FTXJ42AB + RXJ42A9	FTXJ50AB + RXJ50A9
Power factor	Nominal	Cooling	%	93.48	93.65	96.89	93.17	93.86
		Heating	%	90.58	93.65	97.83	93.37	90.06
Current	Nominal running current (RLA) - 50Hz	Heating	A	2.4	2.6	4.4	6.1	7
			Current - 50Hz	Maximum fuse amps (MFA)	A	10	13	

Nominal heating capacities are based on: indoor temperature: 20°CDB, outdoor temperature: 7°CDB, 6°CWB, equivalent refrigerant piping: 5m, level difference: 0m. |
 Nominal cooling capacities are based on: indoor temperature: 27°CDB, 19°CWB, outdoor temperature: 35°CDB, equivalent refrigerant piping: 5m, level difference: 0m. |
 See separate drawing for operation range |
 See separate drawing for electrical data

Technical specifications				FTXJ20AS + RXJ20A9	FTXJ25AS + RXJ25A9	FTXJ35AS + RXJ35A9	FTXJ42AS + RXJ42A9	FTXJ50AS + RXJ50A9
Cooling capacity	Min.	kW		1.3		1.4	1.7	
	Min.	Btu/h		4,400		4,800	5,800	
	Min.	kcal/h		1,118		1,204	1,462	
	Nom.	kW		2	2.5	3.4	4.2	5
	Nom.	Btu/h		6,800	8,500	11,600	14,300	17,100
	Nom.	kcal/h		1,720	2,150	2,923	3,611	4,299
	Max.	kW		2.6	3.2	4	5	5.3
	Max.	Btu/h		8,900	10,900	13,600	17,100	18,100
	Max.	kcal/h		2,236	2,752	3,439	4,299	4,557
Cooling capacity - Low sound mode (Stb. 2020, 189)	Min.	kW		1.3		1.4	1.7	
	Min.	Btu/h		4,400		4,800	5,800	
	Min.	kcal/h		1,118		1,204	1,462	
	Nom.	kW		2	2.5	3.4	4.2	5
	Nom.	Btu/h		6,800	8,500	11,600	14,300	17,100
	Nom.	kcal/h		1,720	2,150	2,923	3,611	4,299
	Max.	kW		2.6	3.2	3.6	4.9	5
	Max.	Btu/h		8,900	10,900	12,283	16,720	17,060
	Max.	kcal/h		2,236	2,752	3,097	4,213	4,299
Heating capacity	Min.	kW		1.3		1.4	1.7	
	Min.	Btu/h		4,400		4,800	5,800	
	Min.	kcal/h		1,118		1,204	1,500	
	Nom.	kW		2.5	2.8	4	5.4	5.8
	Nom.	Btu/h		8,500	9,600	13,600	18,400	19,800
	Nom.	kcal/h		2,150	2,408	3,439	4,643	4,987
	Max.	kW		3.5	4.7	5.2	6	6.5
	Max.	Btu/h		11,900	16,000	17,700	20,500	22,200
	Max.	kcal/h		3,009	4,041	4,471	5,159	5,589

2 Specifications

2 - 1 Specifications

Technical specifications				FTXJ20AS + RXJ20A9	FTXJ25AS + RXJ25A9	FTXJ35AS + RXJ35A9	FTXJ42AS + RXJ42A9	FTXJ50AS + RXJ50A9
Heating capacity - Low sound mode (Stb. 2020, 189)	Min.		kW	1.3		1.4	1.7	
	Min.		Btu/h	4,400		4,800	5,800	
	Min.		kcal/h - kW	1,118		1,204	1,500	
	Nom.		kW	2.5	2.8	4	5.4	5.8
	Nom.		Btu/h	8,500	9,600	13,600	18,400	19,800
	Nom.		kcal/h	2,150	2,408	3,439	4,643	4,987
	Max.		kW	3.5	4.7	5.2	5.7	5.8
	Max.		Btu/h	11,900	16,000	17,700	19,450	19,790
	Max.		kcal/h	3,009	4,041	4,471	4,900	4,987
Power input	Cooling	Nom.	kW	0.43	0.56	0.78	1.05	1.36
	Heating	Nom.	kW	0.5	0.56	0.99	1.31	1.45
Power input - Low sound mode (Stb. 2020, 189)	Cooling	Nom.	kW	0.43	0.56	0.78	1.05	1.36
	Heating	Nom.	kW	0.5	0.56	0.99	1.34	1.49
Nominal efficiency	EER			4.7	4.46	4.37	3.99	3.68
	COP			5		4.04	4.12	4
	Annual energy consumption		kWh	213	280	389	526	679
	Energy labeling	Cooling		A				
	Directive	Heating		A				
Nominal efficiency - Low sound mode (Stb. 2020, 189)	EER			4.7	4.46	4.37	3.99	3.68
	COP			5		4.04	4.02	3.9
	Annual energy consumption		kWh	213	280	389	526	679
Space cooling	Energy efficiency class			A+++			A++	
	Capacity	Pdesign	kW	2	2.5	3.4	4.2	5
	SEER			8.75	8.74	8.73	7.5	7.33
	Annual energy consumption		kWh/a	80	100	136	196	239
Space cooling - Low sound mode (Stb. 2020, 189)	Capacity	Pdesign	kW	2	2.5	3.4	4.2	5
	SEER			8.75	8.74	8.73	7.5	7.33
	Annual energy consumption		kWh/a	80	100	136	196	239
Space heating (Average climate)	Capacity	Pdesign	kW	2.4	2.45	2.5	3.8	4
	Energy efficiency class			A+++			A++	
	SCOP/A			5.15			4.6	
	SCOPnet/A			5.21			4.64	4.63
	Pdh Heating capacity at -10°		kW	2.02	2.07	2.11	3.26	3.44
	Annual energy consumption		kWh/a	652	666	680	1,156	1,218
	Required back up heating cap at design conditions		kW	0.38		0.39	0.54	0.56
	Capacity	Pdesign	kW	2.4	2.45	2.5	3.8	4
Space heating (Average climate) - Low sound mode (Stb. 2020, 189)	SCOP/A			5.15			4.6	
	SCOPnet/A			5.21			4.64	4.63
	Pdh Heating capacity at -10°		kW	2.02	2.07	2.11	3.26	3.44
	Annual energy consumption		kWh/a	652	666	680	1,156	1,218
	Required back up heating cap at design conditions		kW	0.38		0.39	0.54	0.56
	Capacity	Pdesign	kW	1.3	1.32	1.35	2.05	2.16
Space heating (Warm climate)	Energy efficiency class			A+++				
	SCOP			6.26	6.27	6.2	5.78	5.77
	SCOPnet			6.47	6.48	6.4	5.9	5.88
	Annual energy consumption		kWh/a	291	295	305	496	524
	Required back up heating cap at design conditions		kW	0				
Space heating (Warm climate) - Low sound mode (Stb. 2020, 189)	Capacity	Pdesign	kW	1.3	1.32	1.35	2.05	2.16
	SCOP			6.26	6.27	6.2	5.78	5.77
	SCOPnet			6.47	6.48	6.4	5.9	5.88
	Annual energy consumption		kWh/a	291	295	305	496	524
	Required back up heating cap at design conditions		kW	0				
Space cooling	A Condition	Pdc	kW	2	2.5	3.4	4.2	5
	(35°C - 27/19)	EERd		4.7	4.46	4.37	3.99	3.68
		Power input	kW	0.43	0.56	0.78	1.05	1.36
	B Condition	Pdc	kW	1.48	1.85	2.51	3.1	3.69
	(30°C - 27/19)	EERd		6.96	6.59	6.27	5.59	5.29
		Power input	kW	0.21	0.28	0.4	0.55	0.7
	C Condition	Pdc	kW	1.21	1.22	1.62	1.99	2.37
	(25°C - 27/19)	EERd		11.41	10.97	10.44	9.35	9.24
		Power input	kW	0.11		0.16	0.21	0.26
	D Condition	Pdc	kW	1.18	1.19	1.29	1.89	
	(20°C - 27/19)	EERd		15.11	15.09	16.64	12.08	12.03
		Power input	kW				0.16	

2 Specifications

2 - 1 Specifications

Technical specifications			FTXJ20AS + RXJ20A9	FTXJ25AS + RXJ25A9	FTXJ35AS + RXJ35A9	FTXJ42AS + RXJ42A9	FTXJ50AS + RXJ50A9		
Space cooling - Low sound mode (Stb. 2020, 189)	A Condition (35°C - 27/19)	Pdc	kW	2	2.5	3.4	4.2	5	
		EERd		4.7	4.46	4.37	3.99	3.68	
		Power input	kW	0.43	0.56	0.78	1.05	1.36	
	B Condition (30°C - 27/19)	Pdc	kW	1.48	1.85	2.51	3.1	3.69	
		EERd		6.96	6.59	6.27	5.59	5.29	
		Power input	kW	0.21	0.28	0.4	0.55	0.7	
	C Condition (25°C - 27/19)	Pdc	kW	1.21	1.22	1.62	1.99	2.37	
		EERd		11.41	10.97	10.44	9.35	9.24	
		Power input	kW		0.11	0.16	0.21	0.26	
	D Condition (20°C - 27/19)	Pdc	kW	1.18	1.19	1.29		1.89	
		EERd		15.11	15.09	16.64	12.08	12.03	
		Power input	kW					0.16	
Space heating (Average climate)	TOL	Tol (temperature operating limit)	°C			-10			
	TBivalent	Tbiv (bivalent temperature)	°C			-7			
		Pdh (declared heating cap)	kW	2.13	2.17	2.22	3.37	3.54	
		COPd (declared COP)		3.49	3.48	3.54	3.24	3.16	
	A Condition (-7°C)	Power input	kW	0.61	0.62	0.63	1.04	1.12	
		Pdh (declared heating cap)	kW	2.13	2.17	2.22	3.37	3.54	
COPd (declared COP)			3.49	3.48	3.54	3.24	3.16		
Space heating (Average climate)	A Condition (-7°C)	Power input	kW	0.61	0.62	0.63	1.04	1.12	
		B Condition (2°C)	Pdh (declared heating cap)	kW	1.3	1.32	1.35	2.05	2.16
			COPd (declared COP)		5.18	5.17	5.19	4.5	4.52
	Power input		kW	0.25		0.26	0.46	0.48	
	C Condition (7°C)	Pdh (declared heating cap)	kW	0.91	0.93	0.95	1.71	1.73	
		COPd (declared COP)		6.45	6.48	6.42	6.14	6.13	
		Power input	kW		0.14	0.15		0.28	
	D Condition (12°C)	Pdh (declared heating cap)	kW	1.12	1.13	1.15	1.52	1.56	
		COPd (declared COP)		8.04	8.03	7.89	7.35	7.25	
		Power input	kW		0.14	0.15	0.21	0.22	
	E condition (-10°C)	Pdh (declared heating cap)	kW	2.02	2.07	2.11	3.26	3.44	
		COPd (declared COP)		3.01	3.04	2.81	2.79	2.78	
		Power input	kW	0.67	0.68	0.75	1.17	1.24	
	Space heating (Average climate) - Low sound mode (Stb. 2020, 189)	TOL	Tol (temperature operating limit)	°C			-10		
		TBivalent	Tbiv (bivalent temperature)	°C			-7		
			Pdh (declared heating cap)	kW	2.13	2.17	2.22	3.37	3.54
			COPd (declared COP)		3.49	3.48	3.54	3.24	3.16
		A Condition (-7°C)	Power input	kW	0.61	0.62	0.63	1.04	1.12
Pdh (declared heating cap)			kW	2.13	2.17	2.22	3.37	3.54	
COPd (declared COP)				3.49	3.48	3.54	3.24	3.16	
B Condition (2°C)		Power input	kW	0.25		0.26	0.46	0.48	
		Pdh (declared heating cap)	kW	1.3	1.32	1.35	2.05	2.16	
		COPd (declared COP)		5.18	5.17	5.19	4.5	4.52	
C Condition (7°C)		Power input	kW	0.25		0.26	0.46	0.48	
		Pdh (declared heating cap)	kW	0.91	0.93	0.95	1.71	1.73	
		COPd (declared COP)		6.45	6.48	6.42	6.14	6.13	
D Condition (12°C)		Power input	kW		0.14	0.15		0.28	
		Pdh (declared heating cap)	kW	1.12	1.13	1.15	1.52	1.56	
		COPd (declared COP)		8.04	8.03	7.89	7.35	7.25	
E condition (-10°C)		Power input	kW		0.14	0.15	0.21	0.22	
		Pdh (declared heating cap)	kW	2.02	2.07	2.11	3.26	3.44	
	COPd (declared COP)		3.01	3.04	2.81	2.79	2.78		
Power input	kW	0.67	0.68	0.75	1.17	1.24			
	Space heating (Warm climate)	TOL	Tol (temperature operating limit)	°C			2		
		TBivalent	Tbiv (bivalent temperature)	°C			2		
Pdh (declared heating cap)			kW	1.3	1.32	1.35	2.05	2.16	
COPd (declared COP)				5.18	5.17	5.19	4.5	4.52	
B Condition (2°C)		Power input	kW	0.25		0.26	0.46	0.48	
		Pdh (declared heating cap)	kW	1.3	1.32	1.35	2.05	2.16	
	COPd (declared COP)		5.18	5.17	5.19	4.5	4.52		
C Condition (7°C)	Power input	kW	0.25		0.26	0.46	0.48		
	Pdh (declared heating cap)	kW	0.91	0.93	0.95	1.71	1.73		
	COPd (declared COP)		6.45	6.48	6.42	6.14	6.13		
D Condition (12°C)	Power input	kW		0.14	0.15		0.28		
	Pdh (declared heating cap)	kW	1.12	1.13	1.15	1.52	1.56		
	COPd (declared COP)		8.04	8.03	7.89	7.35	7.25		
E condition (2°C)	Power input	kW		0.14	0.15	0.21	0.22		
	Pdh (declared heating cap)	kW	1.3	1.32	1.35	2.05	2.16		
	COPd (declared COP)		5.18	5.17	5.19	4.5	4.52		
Power input	kW	0.25		0.26	0.46	0.48			

2 Specifications

2 - 1 Specifications

2

Technical specifications				FTXJ20AS + RXJ20A9	FTXJ25AS + RXJ25A9	FTXJ35AS + RXJ35A9	FTXJ42AS + RXJ42A9	FTXJ50AS + RXJ50A9		
Space heating (Warm climate) - Low sound mode (Stb. 2020, 189)	TOL	Tol (temperature operating limit)		°C		2				
	TBivalent	Tbiv (bivalent temperature)		°C		2				
		Pdh (declared heating cap)		kW		1.3	1.32	1.35	2.05	2.16
	COPd (declared COP)				5.18	5.17	5.19	4.5	4.52	
	Power input		kW		0.25	0.26		0.46	0.48	
	B Condition (2°C)	Pdh (declared heating cap)		kW		1.3	1.32	1.35	2.05	2.16
		COPd (declared COP)				5.18	5.17	5.19	4.5	4.52
		Power input		kW		0.25	0.26		0.46	0.48
	C Condition (7°C)	Pdh (declared heating cap)		kW		0.91	0.93	0.95	1.71	1.73
		COPd (declared COP)				6.45	6.48	6.42	6.14	6.13
Power input		kW		0.14		0.15	0.28			
D Condition (12°C)	Pdh (declared heating cap)		kW		1.12	1.13	1.15	1.52	1.56	
	Power input		kW		0.14		0.15	0.21	0.22	
	COPd (declared COP)				8.04	8.03	7.89	7.35	7.25	
Space heating (Average climate) - Low sound mode (Stb. 2020, 189)	E condition (-10°C)	Pdh (declared heating cap)		kW		2.02	2.07	2.11	3.26	3.44
		COPd (declared COP)				3.01	3.04	2.81	2.79	2.78
		Power input		kW		0.67	0.68	0.75	1.17	1.24
Space heating (Warm climate) - Low sound mode (Stb. 2020, 189)				kW		0.25	0.26		0.46	0.48
Power consumption in other than active mode	Crankcase heater mode	PCK		W		0				
		POFF		W		1				
	Standby mode	Cooling PSB		W		1				
		Heating PSB		W		1				
	Thermostat-off mode	PTO Cooling		W		7		12		
Heating		W		13						
Cooling	Cdc (Degradation cooling)			0.25						
Heating	Cdh (Degradation heating)			0.25						
Cooling function included				Yes						
Heating function included				Yes						
Average climate included				Yes						
Cold season included				No						
Warm season included				Yes						
Eurovent	Sound power level outdoor	Cooling	Nom.	dB(A)	59		61	62		
		Sound power level indoor	Cooling	Nom.	dB(A)	57		60		
	Piping length	Cooling	Measuring condition	m	5					

Electrical specifications				FTXJ20AS + RXJ20A9	FTXJ25AS + RXJ25A9	FTXJ35AS + RXJ35A9	FTXJ42AS + RXJ42A9	FTXJ50AS + RXJ50A9	
Power factor	Nominal	Cooling	%	93.48	93.65	96.89	93.17	93.86	
		Heating	%	90.58	93.65	97.83	93.37	90.06	
Current	Nominal running current (RLA) - 50Hz	Heating		A	2.4	2.6	4.4	6.1	7
		Maximum fuse amps (MFA)		A	10	13			

Nominal heating capacities are based on: indoor temperature: 20°CDB, outdoor temperature: 7°CDB, 6°CWB, equivalent refrigerant piping: 5m, level difference: 0m. |
 Nominal cooling capacities are based on: indoor temperature: 27°CDB, 19°CWB, outdoor temperature: 35°CDB, equivalent refrigerant piping: 5m, level difference: 0m. |
 See separate drawing for operation range |
 See separate drawing for electrical data

Technical specifications				FTXJ20AB9 + RXJ20A9	FTXJ25AB9 + RXJ25A9	FTXJ35AB9 + RXJ35A9	FTXJ42AB9 + RXJ42A9	FTXJ50AB9 + RXJ50A9
Cooling capacity	Min.	kW		1.3		1.4		1.7
	Min.	Btu/h		4,400		4,800		5,800
	Min.	kcal/h		1,118		1,204		1,462
	Nom.	kW		2		2.5		3
	Nom.	Btu/h		6,800		8,500		11,600
	Nom.	kcal/h		1,720		2,150		2,923
	Max.	kW		2.6		3.2		4
	Max.	Btu/h		8,900		10,900		13,600
	Max.	kcal/h		2,236		2,752		3,439
	Max.							4,299

2 Specifications

2 - 1 Specifications

Technical specifications			FTXJ20AB9 + RXJ20A9	FTXJ25AB9 + RXJ25A9	FTXJ35AB9 + RXJ35A9	FTXJ42AB9 + RXJ42A9	FTXJ50AB9 + RXJ50A9	
Cooling capacity - Low sound mode (Stb. 2020, 189)	Min.	kW	1.3		1.4	1.7		
	Min.	Btu/h	4,400		4,800	5,800		
	Min.	kcal/h	1,118		1,204	1,462		
	Nom.	kW	2	2.5	3.4	4.2	5	
	Nom.	Btu/h	6,800	8,500	11,600	14,300	17,100	
	Nom.	kcal/h	1,720	2,150	2,923	3,611	4,299	
	Max.	kW	2.6	3.2	3.6	4.9	5	
	Max.	Btu/h	8,900	10,900	12,283	16,720	17,060	
	Max.	kcal/h	2,236	2,752	3,097	4,213	4,299	
Heating capacity	Min.	kW	1.3		1.4	1.7		
	Min.	Btu/h	4,400		4,800	5,800		
	Min.	kcal/h	1,118		1,204	1,500		
	Nom.	kW	2.5	2.8	4	5.4	5.8	
	Nom.	Btu/h	8,500	9,600	13,600	18,400	19,800	
	Nom.	kcal/h	2,150	2,408	3,439	4,643	4,987	
	Max.	kW	3.5	4.7	5.2	6	6.5	
	Max.	Btu/h	11,900	16,000	17,700	20,500	22,200	
	Max.	kcal/h	3,009	4,041	4,471	5,159	5,589	
Heating capacity - Low sound mode (Stb. 2020, 189)	Min.	kW	1.3		1.4	1.7		
	Min.	Btu/h	4,400		4,800	5,800		
	Min.	kcal/h	1,118		1,204	1,500		
	Nom.	kW	2.5	2.8	4	5.4	5.8	
	Nom.	Btu/h	8,500	9,600	13,600	18,400	19,800	
	Nom.	kcal/h	2,150	2,408	3,439	4,643	4,987	
	Max.	kW	3.5	4.7	5.2	5.7	5.8	
	Max.	Btu/h	11,900	16,000	17,700	19,450	19,790	
	Max.	kcal/h	3,009	4,041	4,471	4,900	4,987	
Power input	Cooling	Nom.	kW	0.43	0.56	0.78	1.05	1.36
	Heating	Nom.	kW	0.5	0.56	0.99	1.31	1.45
Power input - Low sound mode (Stb. 2020, 189)	Cooling	Nom.	kW	0.43	0.56	0.78	1.05	1.36
	Heating	Nom.	kW	0.5	0.56	0.99	1.34	1.49
Nominal efficiency	EER		4.7	4.46	4.37	3.99	3.68	
	COP		5		4.04	4.12	4	
	Annual energy consumption	kWh	213	280	389	526	679	
	Energy labeling Directive	Cooling Heating			A	A		
Nominal efficiency - Low sound mode (Stb. 2020, 189)	EER		4.7	4.46	4.37	3.99	3.68	
	COP		5		4.04	4.02	3.9	
	Annual energy consumption	kWh	213	280	389	526	679	
Space cooling	Energy efficiency class		A+++		A++			
	Capacity Pdesign	kW	2	2.5	3.4	4.2	5	
	SEER		8.75	8.74	8.73	7.5	7.33	
	Annual energy consumption	kWh/a	80	100	136	196	239	
Space cooling - Low sound mode (Stb. 2020, 189)	Capacity Pdesign	kW	2	2.5	3.4	4.2	5	
	SEER		8.75	8.74	8.73	7.5	7.33	
	Annual energy consumption	kWh/a	80	100	136	196	239	
Space heating (Average climate)	Capacity Pdesign	kW	2.4	2.45	2.5	3.8	4	
	Energy efficiency class		A+++		A++			
	SCOP/A		5.15		4.6			
	SCOPnet/A		5.21		4.64		4.63	
	Pdh Heating capacity at -10°	kW	2.02	2.07	2.11	3.26	3.44	
	Annual energy consumption	kWh/a	652	666	680	1,156	1,218	
	Required back up heating cap at design conditions	kW	0.38		0.39	0.54	0.56	
Space heating (Average climate) - Low sound mode (Stb. 2020, 189)	Capacity Pdesign	kW	2.4	2.45	2.5	3.8	4	
	SCOP/A		5.15		4.6			
	SCOPnet/A		5.21		4.64		4.63	
	Pdh Heating capacity at -10°	kW	2.02	2.07	2.11	3.26	3.44	
	Annual energy consumption	kWh/a	652	666	680	1,156	1,218	
	Required back up heating cap at design conditions	kW	0.38		0.39	0.54	0.56	
	Space heating (Warm climate)	Capacity Pdesign	kW	1.3	1.32	1.35	2.05	2.16
Energy efficiency class			A+++					
SCOP			6.26	6.27	6.2	5.78	5.77	
SCOPnet			6.47	6.48	6.4	5.9	5.88	
Annual energy consumption		kWh/a	291	295	305	496	524	
Space heating (Warm climate)	Required back up heating cap at design conditions	kW	0					

2 Specifications

2 - 1 Specifications

Technical specifications			FTXJ20AB9 + RXJ20A9	FTXJ25AB9 + RXJ25A9	FTXJ35AB9 + RXJ35A9	FTXJ42AB9 + RXJ42A9	FTXJ50AB9 + RXJ50A9		
Space heating (Warm climate) - Low sound mode (Stb. 2020, 189)	Capacity	Pdesign	kW	1.3	1.32	1.35	2.05	2.16	
	SCOP			6.26	6.27	6.2	5.78	5.77	
	SCOPnet			6.47	6.48	6.4	5.9	5.88	
	Annual energy consumption		kWh/a	291	295	305	496	524	
	Required back up heating cap at design conditions		kW	0					
Space cooling	A Condition (35°C - 27/19)	Pdc	kW	2	2.5	3.4	4.2	5	
		EERd		4.7	4.46	4.37	3.99	3.68	
		Power input	kW	0.43	0.56	0.78	1.05	1.36	
	B Condition (30°C - 27/19)	Pdc	kW	1.48	1.85	2.51	3.1	3.69	
		EERd		6.96	6.59	6.27	5.59	5.29	
		Power input	kW	0.21	0.28	0.4	0.55	0.7	
	C Condition (25°C - 27/19)	Pdc	kW	1.21	1.22	1.62	1.99	2.37	
		EERd		11.41	10.97	10.44	9.35	9.24	
		Power input	kW	0.11		0.16	0.21	0.26	
	D Condition (20°C - 27/19)	Pdc	kW	1.18	1.19	1.29	1.89		
		EERd		15.11	15.09	16.64	12.08	12.03	
		Power input	kW	0.08					0.16
	Space cooling - Low sound mode (Stb. 2020, 189)	A Condition (35°C - 27/19)	Pdc	kW	2	2.5	3.4	4.2	5
			EERd		4.7	4.46	4.37	3.99	3.68
			Power input	kW	0.43	0.56	0.78	1.05	1.36
B Condition (30°C - 27/19)		Pdc	kW	1.48	1.85	2.51	3.1	3.69	
		EERd		6.96	6.59	6.27	5.59	5.29	
		Power input	kW	0.21	0.28	0.4	0.55	0.7	
C Condition (25°C - 27/19)		Pdc	kW	1.21	1.22	1.62	1.99	2.37	
		EERd		11.41	10.97	10.44	9.35	9.24	
		Power input	kW	0.11		0.16	0.21	0.26	
D Condition (20°C - 27/19)		Pdc	kW	1.18	1.19	1.29	1.89		
		EERd		15.11	15.09	16.64	12.08	12.03	
		Power input	kW	0.08					0.16
Space heating (Average climate)		TOL	Tol (temperature operating limit)	°C	-10				
		TBivalent	Tbiv (bivalent temperature)	°C	-7				
			Pdh (declared heating cap)	kW	2.13	2.17	2.22	3.37	3.54
	COPd (declared COP)			3.49	3.48	3.54	3.24	3.16	
		Power input	kW	0.61	0.62	0.63	1.04	1.12	
	A Condition (-7°C)	Pdh (declared heating cap)	kW	2.13	2.17	2.22	3.37	3.54	
		COPd (declared COP)		3.49	3.48	3.54	3.24	3.16	
Space heating (Average climate)	A Condition (-7°C)	Power input	kW	0.61	0.62	0.63	1.04	1.12	
		B Condition (2°C)	Pdh (declared heating cap)	kW	1.3	1.32	1.35	2.05	2.16
	COPd (declared COP)			5.18	5.17	5.19	4.5	4.52	
	Power input		kW	0.25	0.26		0.46	0.48	
	C Condition (7°C)	Pdh (declared heating cap)	kW	0.91	0.93	0.95	1.71	1.73	
		COPd (declared COP)		6.45	6.48	6.42	6.14	6.13	
		Power input	kW	0.14		0.15	0.28		
	D Condition (12°C)	Pdh (declared heating cap)	kW	1.12	1.13	1.15	1.52	1.56	
		COPd (declared COP)		8.04	8.03	7.89	7.35	7.25	
		Power input	kW	0.14		0.15	0.21	0.22	
	E condition (-10°C)	Pdh (declared heating cap)	kW	2.02	2.07	2.11	3.26	3.44	
		COPd (declared COP)		3.01	3.04	2.81	2.79	2.78	
		Power input	kW	0.67	0.68	0.75	1.17	1.24	
	Space heating (Average climate) - Low sound mode (Stb. 2020, 189)	TOL	Tol (temperature operating limit)	°C	-10				
		TBivalent	Tbiv (bivalent temperature)	°C	-7				
Pdh (declared heating cap)			kW	2.13	2.17	2.22	3.37	3.54	
COPd (declared COP)				3.49	3.48	3.54	3.24	3.16	
		Power input	kW	0.61	0.62	0.63	1.04	1.12	
A Condition (-7°C)		Pdh (declared heating cap)	kW	2.13	2.17	2.22	3.37	3.54	
		COPd (declared COP)		3.49	3.48	3.54	3.24	3.16	
		Power input	kW	0.61	0.62	0.63	1.04	1.12	
B Condition (2°C)		Pdh (declared heating cap)	kW	1.3	1.32	1.35	2.05	2.16	
		COPd (declared COP)		5.18	5.17	5.19	4.5	4.52	
		Power input	kW	0.25	0.26		0.46	0.48	
C Condition (7°C)		Pdh (declared heating cap)	kW	0.91	0.93	0.95	1.71	1.73	
		COPd (declared COP)		6.45	6.48	6.42	6.14	6.13	
		Power input	kW	0.14		0.15	0.28		
D Condition (12°C)		Pdh (declared heating cap)	kW	1.12	1.13	1.15	1.52	1.56	
		COPd (declared COP)		8.04	8.03	7.89	7.35	7.25	
		Power input	kW	0.14		0.15	0.21	0.22	
E condition (-10°C)		Pdh (declared heating cap)	kW	2.02	2.07	2.11	3.26	3.44	
		COPd (declared COP)		3.01	3.04	2.81	2.79	2.78	
		Power input	kW	0.67	0.68	0.75	1.17	1.24	

2 Specifications

2 - 1 Specifications

Technical specifications				FTXJ20AB9 + RXJ20A9	FTXJ25AB9 + RXJ25A9	FTXJ35AB9 + RXJ35A9	FTXJ42AB9 + RXJ42A9	FTXJ50AB9 + RXJ50A9			
Space heating (Warm climate)	TOL	Tol (temperature operating limit)		°C					2		
	TBivalent	Tbiv (bivalent temperature)		°C					2		
		Pdh (declared heating cap)		kW		1.3	1.32	1.35	2.05	2.16	
		COPd (declared COP)				5.18	5.17	5.19	4.5	4.52	
Space heating (Warm climate)	TBivalent	Power input		kW		0.25	0.26	0.46	0.48		
		B Condition (2°C)	Pdh (declared heating cap)		kW		1.3	1.32	1.35	2.05	2.16
			COPd (declared COP)				5.18	5.17	5.19	4.5	4.52
	C Condition (7°C)	Power input		kW		0.25	0.26	0.46	0.48		
		Pdh (declared heating cap)		kW		0.91	0.93	0.95	1.71	1.73	
		COPd (declared COP)				6.45	6.48	6.42	6.14	6.13	
	D Condition (12°C)	Power input		kW		0.14	0.15	0.28			
		Pdh (declared heating cap)		kW		1.12	1.13	1.15	1.52	1.56	
		COPd (declared COP)				8.04	8.03	7.89	7.35	7.25	
	E condition (2°C)	Power input		kW		0.14	0.15	0.21	0.22		
		Pdh (declared heating cap)		kW		1.3	1.32	1.35	2.05	2.16	
		COPd (declared COP)				5.18	5.17	5.19	4.5	4.52	
Space heating (Warm climate) - Low sound mode (Stb. 2020, 189)	Power input		kW		0.25	0.26	0.46	0.48			
	TOL	Tol (temperature operating limit)		°C					2		
	TBivalent	Tbiv (bivalent temperature)		°C					2		
Pdh (declared heating cap)		kW		1.3	1.32	1.35	2.05	2.16			
COPd (declared COP)				5.18	5.17	5.19	4.5	4.52			
B Condition (2°C)	Power input		kW		0.25	0.26	0.46	0.48			
	Pdh (declared heating cap)		kW		1.3	1.32	1.35	2.05	2.16		
	COPd (declared COP)				5.18	5.17	5.19	4.5	4.52		
C Condition (7°C)	Power input		kW		0.25	0.26	0.46	0.48			
	Pdh (declared heating cap)		kW		0.91	0.93	0.95	1.71	1.73		
	COPd (declared COP)				6.45	6.48	6.42	6.14	6.13		
D Condition (12°C)	Power input		kW		0.14	0.15	0.28				
	Pdh (declared heating cap)		kW		1.12	1.13	1.15	1.52	1.56		
	COPd (declared COP)				8.04	8.03	7.89	7.35	7.25		
Space heating (Average climate) - Low sound mode (Stb. 2020, 189)	Power input		kW		0.14	0.15	0.21	0.22			
	E condition (-10°C)	Pdh (declared heating cap)		kW		2.02	2.07	2.11	3.26	3.44	
		COPd (declared COP)				3.01	3.04	2.81	2.79	2.78	
Power input		kW		0.67	0.68	0.75	1.17	1.24			
Space heating (Warm climate) - Low sound mode (Stb. 2020, 189)				kW		0.25	0.26	0.46	0.48		
Power consumption in other than active mode	Crankcase heater mode	PCK		W		0					
		POFF		W		1					
	Standby mode	Cooling PSB		W		1					
		Heating PSB		W		1					
	Thermo-stat-off mode	PTO	Cooling	W		7		12			
Heating		W		13							
Cooling	Cdc (Degradation cooling)			0.25							
Heating	Cdh (Degradation heating)			0.25							
Cooling function included				Yes							
Heating function included				Yes							
Average climate included				Yes							
Cold season included				No							
Warm season included				Yes							
Eurovent	Sound power level outdoor	Cooling	Nom.	dBA	59	61	62				
		Cooling	Nom.	dBA	57		60				
	Piping length	Cooling	Measuring condition	m	5						

Electrical specifications				FTXJ20AB9 + RXJ20A9	FTXJ25AB9 + RXJ25A9	FTXJ35AB9 + RXJ35A9	FTXJ42AB9 + RXJ42A9	FTXJ50AB9 + RXJ50A9
Power factor	Nominal	Cooling	%	93.48	93.65	96.89	93.17	93.86
		Heating	%	90.58	93.65	97.83	93.37	90.06
Current	Nominal running current (RLA) - 50Hz	Heating	A	2.4	2.6	4.4	6.1	7
Current - 50Hz	Maximum fuse amps (MFA)			A	10	13		

Nominal heating capacities are based on: indoor temperature: 20°CDB, outdoor temperature: 7°CDB, 6°CWB, equivalent refrigerant piping: 5m, level difference: 0m. |
 Nominal cooling capacities are based on: indoor temperature: 27°CDB, 19°CWB, outdoor temperature: 35°CDB, equivalent refrigerant piping: 5m, level difference: 0m. |
 See separate drawing for operation range |
 See separate drawing for electrical data

2 Specifications

2 - 1 Specifications

Technical specifications			FTXJ20AS9 + RXJ20A9	FTXJ25AS9 + RXJ25A9	FTXJ35AS9 + RXJ35A9	FTXJ42AS9 + RXJ42A9	FTXJ50AS9 + RXJ50A9	
Cooling capacity	Min.	kW	1.3		1.4	1.7		
	Min.	Btu/h	4,400		4,800	5,800		
	Min.	kcal/h	1,118		1,204	1,462		
	Nom.	kW	2	2.5	3.4	4.2	5	
	Nom.	Btu/h	6,800	8,500	11,600	14,300	17,100	
	Nom.	kcal/h	1,720	2,150	2,923	3,611	4,299	
	Max.	kW	2.6	3.2	4	5	5.3	
	Max.	Btu/h	8,900	10,900	13,600	17,100	18,100	
	Max.	kcal/h	2,236	2,752	3,439	4,299	4,557	
Cooling capacity - Low sound mode (Stb. 2020, 189)	Min.	kW	1.3		1.4	1.7		
	Min.	Btu/h	4,400		4,800	5,800		
	Min.	kcal/h	1,118		1,204	1,462		
	Nom.	kW	2	2.5	3.4	4.2	5	
	Nom.	Btu/h	6,800	8,500	11,600	14,300	17,100	
	Nom.	kcal/h	1,720	2,150	2,923	3,611	4,299	
	Max.	kW	2.6	3.2	3.6	4.9	5	
	Max.	Btu/h	8,900	10,900	12,283	16,720	17,060	
	Max.	kcal/h	2,236	2,752	3,097	4,213	4,299	
Heating capacity	Min.	kW	1.3		1.4	1.7		
	Min.	Btu/h	4,400		4,800	5,800		
	Min.	kcal/h	1,118		1,204	1,500		
	Nom.	kW	2.5	2.8	4	5.4	5.8	
	Nom.	Btu/h	8,500	9,600	13,600	18,400	19,800	
	Nom.	kcal/h	2,150	2,408	3,439	4,643	4,987	
	Max.	kW	3.5	4.7	5.2	6	6.5	
	Max.	Btu/h	11,900	16,000	17,700	20,500	22,200	
	Max.	kcal/h	3,009	4,041	4,471	5,159	5,589	
Heating capacity - Low sound mode (Stb. 2020, 189)	Min.	kW	1.3		1.4	1.7		
	Min.	Btu/h	4,400		4,800	5,800		
	Min.	kcal/h	1,118		1,204	1,500		
	Nom.	kW	2.5	2.8	4	5.4	5.8	
	Nom.	Btu/h	8,500	9,600	13,600	18,400	19,800	
	Nom.	kcal/h	2,150	2,408	3,439	4,643	4,987	
	Max.	kW	3.5	4.7	5.2	5.7	5.8	
	Max.	Btu/h	11,900	16,000	17,700	19,450	19,790	
	Max.	kcal/h	3,009	4,041	4,471	4,900	4,987	
Power input	Cooling	Nom.	kW	0.43	0.56	0.78	1.05	1.36
	Heating	Nom.	kW	0.5	0.56	0.99	1.31	1.45
Power input - Low sound mode (Stb. 2020, 189)	Cooling	Nom.	kW	0.43	0.56	0.78	1.05	1.36
	Heating	Nom.	kW	0.5	0.56	0.99	1.34	1.49
Nominal efficiency	EER		4.7	4.46	4.37	3.99	3.68	
	COP		5		4.04	4.12	4	
	Annual energy consumption	kWh	213	280	389	526	679	
	Energy labeling Directive	Cooling Heating			A	A		
Nominal efficiency - Low sound mode (Stb. 2020, 189)	EER		4.7	4.46	4.37	3.99	3.68	
	COP		5		4.04	4.02	3.9	
	Annual energy consumption	kWh	213	280	389	526	679	
Space cooling	Energy efficiency class		A+++			A++		
	Capacity Pdesign	kW	2	2.5	3.4	4.2	5	
	SEER		8.75	8.74	8.73	7.5	7.33	
	Annual energy consumption	kWh/a	80	100	136	196	239	
Space cooling - Low sound mode (Stb. 2020, 189)	Capacity Pdesign	kW	2	2.5	3.4	4.2	5	
	SEER		8.75	8.74	8.73	7.5	7.33	
	Annual energy consumption	kWh/a	80	100	136	196	239	
Space heating (Average climate)	Capacity Pdesign	kW	2.4	2.45	2.5	3.8	4	
	Energy efficiency class		A+++			A++		
	SCOP/A		5.15		4.6			
	SCOPnet/A		5.21		4.64		4.63	
	Pdh Heating capacity at -10°	kW	2.02	2.07	2.11	3.26	3.44	
	Annual energy consumption	kWh/a	652	666	680	1,156	1,218	
	Required back up heating cap at design conditions	kW	0.38		0.39	0.54	0.56	
	Capacity Pdesign	kW	2.4	2.45	2.5	3.8	4	
Space heating (Average climate) - Low sound mode (Stb. 2020, 189)	SCOP/A		5.15		4.6			
	SCOPnet/A		5.21		4.64		4.63	
	Pdh Heating capacity at -10°	kW	2.02	2.07	2.11	3.26	3.44	
	Annual energy consumption	kWh/a	652	666	680	1,156	1,218	
	Required back up heating cap at design conditions	kW	0.38		0.39	0.54	0.56	

2 Specifications

2 - 1 Specifications

Technical specifications			FTXJ20AS9 + RXJ20A9	FTXJ25AS9 + RXJ25A9	FTXJ35AS9 + RXJ35A9	FTXJ42AS9 + RXJ42A9	FTXJ50AS9 + RXJ50A9		
Space heating (Warm climate)	Capacity	Pdesignh	kW	1.3	1.32	1.35	2.05	2.16	
	Energy efficiency class			A+++					
	SCOP			6.26	6.27	6.2	5.78	5.77	
	SCOPnet			6.47	6.48	6.4	5.9	5.88	
	Annual energy consumption		kWh/a	291	295	305	496	524	
Space heating (Warm climate)	Required back up heating cap at design conditions		kW	0					
Space heating (Warm climate) - Low sound mode (Stb. 2020, 189)	Capacity	Pdesign	kW	1.3	1.32	1.35	2.05	2.16	
	SCOP			6.26	6.27	6.2	5.78	5.77	
	SCOPnet			6.47	6.48	6.4	5.9	5.88	
	Annual energy consumption		kWh/a	291	295	305	496	524	
	Required back up heating cap at design conditions		kW	0					
Space cooling	A Condition	Pdc	kW	2	2.5	3.4	4.2	5	
	(35°C - 27/19)	EERd		4.7	4.46	4.37	3.99	3.68	
		Power input	kW	0.43	0.56	0.78	1.05	1.36	
	B Condition	Pdc	kW	1.48	1.85	2.51	3.1	3.69	
	(30°C - 27/19)	EERd		6.96	6.59	6.27	5.59	5.29	
		Power input	kW	0.21	0.28	0.4	0.55	0.7	
	C Condition	Pdc	kW	1.21	1.22	1.62	1.99	2.37	
	(25°C - 27/19)	EERd		11.41	10.97	10.44	9.35	9.24	
		Power input	kW		0.11	0.16	0.21	0.26	
	D Condition	Pdc	kW	1.18	1.19	1.29		1.89	
	(20°C - 27/19)	EERd		15.11	15.09	16.64	12.08	12.03	
		Power input	kW		0.08			0.16	
	Space cooling - Low sound mode (Stb. 2020, 189)	A Condition	Pdc	kW	2	2.5	3.4	4.2	5
		(35°C - 27/19)	EERd		4.7	4.46	4.37	3.99	3.68
			Power input	kW	0.43	0.56	0.78	1.05	1.36
		B Condition	Pdc	kW	1.48	1.85	2.51	3.1	3.69
(30°C - 27/19)		EERd		6.96	6.59	6.27	5.59	5.29	
		Power input	kW	0.21	0.28	0.4	0.55	0.7	
C Condition		Pdc	kW	1.21	1.22	1.62	1.99	2.37	
(25°C - 27/19)		EERd		11.41	10.97	10.44	9.35	9.24	
		Power input	kW		0.11	0.16	0.21	0.26	
D Condition		Pdc	kW	1.18	1.19	1.29		1.89	
(20°C - 27/19)		EERd		15.11	15.09	16.64	12.08	12.03	
		Power input	kW		0.08			0.16	
Space heating (Average climate)		TOL	Tol (temperature operating limit)	°C	-10				
		TBivalent	Tbiv (bivalent temperature)	°C	-7				
			Pdh (declared heating cap)	kW	2.13	2.17	2.22	3.37	3.54
			COPd (declared COP)		3.49	3.48	3.54	3.24	3.16
		Power input	kW	0.61	0.62	0.63	1.04	1.12	
	A Condition	Pdh (declared heating cap)	kW	2.13	2.17	2.22	3.37	3.54	
	(-7°C)	COPd (declared COP)		3.49	3.48	3.54	3.24	3.16	
Space heating (Average climate)	A Condition	Power input	kW	0.61	0.62	0.63	1.04	1.12	
	(-7°C)								
	B Condition	Pdh (declared heating cap)	kW	1.3	1.32	1.35	2.05	2.16	
	(2°C)	COPd (declared COP)		5.18	5.17	5.19	4.5	4.52	
		Power input	kW	0.25		0.26	0.46	0.48	
	C Condition	Pdh (declared heating cap)	kW	0.91	0.93	0.95	1.71	1.73	
	(7°C)	COPd (declared COP)		6.45	6.48	6.42	6.14	6.13	
		Power input	kW		0.14	0.15		0.28	
	D Condition	Pdh (declared heating cap)	kW	1.12	1.13	1.15	1.52	1.56	
	(12°C)	COPd (declared COP)		8.04	8.03	7.89	7.35	7.25	
		Power input	kW		0.14	0.15	0.21	0.22	
	E condition	Pdh (declared heating cap)	kW	2.02	2.07	2.11	3.26	3.44	
	(-10°C)	COPd (declared COP)		3.01	3.04	2.81	2.79	2.78	
	Power input	kW	0.67	0.68	0.75	1.17	1.24		

2 Specifications

2 - 1 Specifications

2

Technical specifications				FTXJ20AS9 + RXJ20A9	FTXJ25AS9 + RXJ25A9	FTXJ35AS9 + RXJ35A9	FTXJ42AS9 + RXJ42A9	FTXJ50AS9 + RXJ50A9	
Space heating (Average climate) - Low sound mode (Stb. 2020, 189)	TOL	Tol (temperature operating limit)				-10			
	TBivalent	Tbiv (bivalent temperature)				-7			
		Pdh (declared heating cap)		kW	2.13	2.17	2.22	3.37	3.54
		COPd (declared COP)			3.49	3.48	3.54	3.24	3.16
	Power input		kW	0.61	0.62	0.63	1.04	1.12	
	A Condition (-7°C)	Pdh (declared heating cap)		kW	2.13	2.17	2.22	3.37	3.54
		COPd (declared COP)			3.49	3.48	3.54	3.24	3.16
		Power input		kW	0.61	0.62	0.63	1.04	1.12
	B Condition (2°C)	Pdh (declared heating cap)		kW	1.3	1.32	1.35	2.05	2.16
		COPd (declared COP)			5.18	5.17	5.19	4.5	4.52
		Power input		kW	0.25	0.26		0.46	0.48
	C Condition (7°C)	Pdh (declared heating cap)		kW	0.91	0.93	0.95	1.71	1.73
		COPd (declared COP)			6.45	6.48	6.42	6.14	6.13
		Power input		kW	0.14		0.15	0.28	
	D Condition (12°C)	Pdh (declared heating cap)		kW	1.12	1.13	1.15	1.52	1.56
COPd (declared COP)			8.04	8.03	7.89	7.35	7.25		
Power input		kW	0.14		0.15	0.21	0.22		
E condition (-10°C)	Pdh (declared heating cap)		kW	2.02	2.07	2.11	3.26	3.44	
	COPd (declared COP)			3.01	3.04	2.81	2.79	2.78	
	Power input		kW	0.67	0.68	0.75	1.17	1.24	
Space heating (Warm climate)	TOL	Tol (temperature operating limit)				2			
	TBivalent	Tbiv (bivalent temperature)				2			
		Pdh (declared heating cap)		kW	1.3	1.32	1.35	2.05	2.16
COPd (declared COP)			5.18	5.17	5.19	4.5	4.52		
Space heating (Warm climate)	TBivalent	Power input		kW	0.25	0.26		0.46	0.48
		Pdh (declared heating cap)		kW	1.3	1.32	1.35	2.05	2.16
		COPd (declared COP)			5.18	5.17	5.19	4.5	4.52
	B Condition (2°C)	Pdh (declared heating cap)		kW	1.3	1.32	1.35	2.05	2.16
		COPd (declared COP)			5.18	5.17	5.19	4.5	4.52
		Power input		kW	0.25	0.26		0.46	0.48
	C Condition (7°C)	Pdh (declared heating cap)		kW	0.91	0.93	0.95	1.71	1.73
		COPd (declared COP)			6.45	6.48	6.42	6.14	6.13
		Power input		kW	0.14		0.15	0.28	
	D Condition (12°C)	Pdh (declared heating cap)		kW	1.12	1.13	1.15	1.52	1.56
		COPd (declared COP)			8.04	8.03	7.89	7.35	7.25
		Power input		kW	0.14		0.15	0.21	0.22
	E condition (2°C)	Pdh (declared heating cap)		kW	1.3	1.32	1.35	2.05	2.16
		COPd (declared COP)			5.18	5.17	5.19	4.5	4.52
		Power input		kW	0.25	0.26		0.46	0.48
Space heating (Warm climate) - Low sound mode (Stb. 2020, 189)	TOL	Tol (temperature operating limit)				2			
	TBivalent	Tbiv (bivalent temperature)				2			
		Pdh (declared heating cap)		kW	1.3	1.32	1.35	2.05	2.16
		COPd (declared COP)			5.18	5.17	5.19	4.5	4.52
	Power input		kW	0.25	0.26		0.46	0.48	
	B Condition (2°C)	Pdh (declared heating cap)		kW	1.3	1.32	1.35	2.05	2.16
		COPd (declared COP)			5.18	5.17	5.19	4.5	4.52
		Power input		kW	0.25	0.26		0.46	0.48
	C Condition (7°C)	Pdh (declared heating cap)		kW	0.91	0.93	0.95	1.71	1.73
		COPd (declared COP)			6.45	6.48	6.42	6.14	6.13
		Power input		kW	0.14		0.15	0.28	
	D Condition (12°C)	Pdh (declared heating cap)		kW	1.12	1.13	1.15	1.52	1.56
		COPd (declared COP)			8.04	8.03	7.89	7.35	7.25
		Power input		kW	0.14		0.15	0.21	0.22
	E condition (-10°C)	Pdh (declared heating cap)		kW	2.02	2.07	2.11	3.26	3.44
COPd (declared COP)			3.01	3.04	2.81	2.79	2.78		
Power input		kW	0.67	0.68	0.75	1.17	1.24		
Space heating (Warm climate) - Low sound mode (Stb. 2020, 189)				0.25	0.26		0.46	0.48	
Power consumption in other than active mode	Crankcase heater mode	PCK				0			
		POFF				1			
	Standby mode	Cooling	PSB			1			
		Heating	PSB			1			
	Thermo-stat-off mode	PTO	Cooling			7		12	
Heating					13				
Cooling	Cdc (Degradation cooling)				0.25				
Heating	Cdh (Degradation heating)				0.25				
Cooling function included						Yes			
Heating function included						Yes			
Average climate included						Yes			
Cold season included						No			
Warm season included						Yes			

2 Specifications

2 - 1 Specifications

Technical specifications					FTXJ20AS9 + RXJ20A9	FTXJ25AS9 + RXJ25A9	FTXJ35AS9 + RXJ35A9	FTXJ42AS9 + RXJ42A9	FTXJ50AS9 + RXJ50A9
Eurovent	Sound power level outdoor	Cooling	Nom.	dBa	59		61	62	
		Cooling	Nom.	dBa	57		60		
	Piping length	Cooling	Measuring condition	m	5				

Electrical specifications				FTXJ20AS9 + RXJ20A9	FTXJ25AS9 + RXJ25A9	FTXJ35AS9 + RXJ35A9	FTXJ42AS9 + RXJ42A9	FTXJ50AS9 + RXJ50A9
Power factor	Nominal	Cooling	%	93.48	93.65	96.89	93.17	93.86
		Heating	%	90.58	93.65	97.83	93.37	90.06
Current	Nominal running current (RLA) - 50Hz	Heating	A	2.4	2.6	4.4	6.1	7
			Maximum fuse amps (MFA)	A	10	13		

Nominal heating capacities are based on: indoor temperature: 20°CDB, outdoor temperature: 7°CDB, 6°CWB, equivalent refrigerant piping: 5m, level difference: 0m. |
 Nominal cooling capacities are based on: indoor temperature: 27°CDB, 19°CWB, outdoor temperature: 35°CDB, equivalent refrigerant piping: 5m, level difference: 0m. |
 See separate drawing for operation range |
 See separate drawing for electrical data

Technical specifications				FTXJ20AW9 + RXJ20A9	FTXJ25AW9 + RXJ25A9	FTXJ35AW9 + RXJ35A9	FTXJ42AW9 + RXJ42A9	FTXJ50AW9 + RXJ50A9
Cooling capacity	Min.		kW	1.3		1.4	1.7	
	Min.		Btu/h	4,400		4,800	5,800	
	Min.		kcal/h	1,118		1,204	1,462	
	Nom.		kW	2	2.5	3.4	4.2	5
	Nom.		Btu/h	6,800	8,500	11,600	14,300	17,100
	Nom.		kcal/h	1,720	2,150	2,923	3,611	4,299
	Max.		kW	2.6	3.2	4	5	5.3
	Max.		Btu/h	8,900	10,900	13,600	17,100	18,100
	Max.		kcal/h	2,236	2,752	3,439	4,299	4,557
Cooling capacity - Low sound mode (Stb. 2020, 189)	Min.		kW	1.3		1.4	1.7	
	Min.		Btu/h	4,400		4,800	5,800	
	Min.		kcal/h	1,118		1,204	1,462	
	Nom.		kW	2	2.5	3.4	4.2	5
	Nom.		Btu/h	6,800	8,500	11,600	14,300	17,100
	Nom.		kcal/h	1,720	2,150	2,923	3,611	4,299
	Max.		kW	2.6	3.2	3.6	4.9	5
	Max.		Btu/h	8,900	10,900	12,283	16,720	17,060
	Max.		kcal/h	2,236	2,752	3,097	4,213	4,299
Heating capacity	Min.		kW	1.3		1.4	1.7	
	Min.		Btu/h	4,400		4,800	5,800	
	Min.		kcal/h	1,118		1,204	1,500	
	Nom.		kW	2.5	2.8	4	5.4	5.8
	Nom.		Btu/h	8,500	9,600	13,600	18,400	19,800
	Nom.		kcal/h	2,150	2,408	3,439	4,643	4,987
	Max.		kW	3.5	4.7	5.2	6	6.5
	Max.		Btu/h	11,900	16,000	17,700	20,500	22,200
	Max.		kcal/h	3,009	4,041	4,471	5,159	5,589
Heating capacity - Low sound mode (Stb. 2020, 189)	Min.		kW	1.3		1.4	1.7	
	Min.		Btu/h	4,400		4,800	5,800	
	Min.		kcal/h	1,118		1,204	1,500	
	Nom.		kW	2.5	2.8	4	5.4	5.8
	Nom.		Btu/h	8,500	9,600	13,600	18,400	19,800
	Nom.		kcal/h	2,150	2,408	3,439	4,643	4,987
	Max.		kW	3.5	4.7	5.2	5.7	5.8
	Max.		Btu/h	11,900	16,000	17,700	19,450	19,790
	Max.		kcal/h	3,009	4,041	4,471	4,900	4,987
Power input	Cooling	Nom.	kW	0.43	0.56	0.78	1.05	1.36
	Heating	Nom.	kW	0.5	0.56	0.99	1.31	1.45
Power input - Low sound mode (Stb. 2020, 189)	Cooling	Nom.	kW	0.43	0.56	0.78	1.05	1.36
	Heating	Nom.	kW	0.5	0.56	0.99	1.34	1.49
Nominal efficiency	EER			4.7	4.46	4.37	3.99	3.68
	COP			5		4.04	4.12	4
	Annual energy consumption		kWh	213	280	389	526	679
	Energy labeling Directive	Cooling		A				
	Heating		A					
Nominal efficiency - Low sound mode (Stb. 2020, 189)	EER			4.7	4.46	4.37	3.99	3.68
	COP			5		4.04	4.02	3.9
	Annual energy consumption		kWh	213	280	389	526	679

2 Specifications

2 - 1 Specifications

Technical specifications			FTXJ20AW9 + RXJ20A9	FTXJ25AW9 + RXJ25A9	FTXJ35AW9 + RXJ35A9	FTXJ42AW9 + RXJ42A9	FTXJ50AW9 + RXJ50A9			
Space cooling	Energy efficiency class		A+++			A++				
	Capacity	Pdesign	kW	2	2.5	3.4	4.2	5		
	SEER			8.75	8.74	8.73	7.5	7.33		
Annual energy consumption		kWh/a	80	100	136	196	239			
Space cooling - Low sound mode (Stb. 2020, 189)	Capacity	Pdesign	kW	2	2.5	3.4	4.2	5		
	SEER			8.75	8.74	8.73	7.5	7.33		
	Annual energy consumption		kWh/a	80	100	136	196	239		
Space heating (Average climate)	Capacity	Pdesign	kW	2.4	2.45	2.5	3.8	4		
	Energy efficiency class			A+++			A++			
	SCOP/A			5.15			4.6			
	SCOPnet/A			5.21			4.64	4.63		
	Pdh Heating capacity at -10°		kW	2.02	2.07	2.11	3.26	3.44		
	Annual energy consumption		kWh/a	652	666	680	1,156	1,218		
	Required back up heating cap at design conditions		kW	0.38		0.39	0.54	0.56		
	Capacity		Pdesign	kW	2.4	2.45	2.5	3.8	4	
Space heating (Average climate) - Low sound mode (Stb. 2020, 189)	SCOP/A			5.15			4.6			
	SCOPnet/A			5.21			4.64	4.63		
	Pdh Heating capacity at -10°		kW	2.02	2.07	2.11	3.26	3.44		
	Annual energy consumption		kWh/a	652	666	680	1,156	1,218		
	Required back up heating cap at design conditions		kW	0.38		0.39	0.54	0.56		
	Capacity		Pdesign	kW	1.3	1.32	1.35	2.05	2.16	
	Energy efficiency class			A+++						
	SCOP			6.26	6.27	6.2	5.78	5.77		
SCOPnet			6.47	6.48	6.4	5.9	5.88			
Annual energy consumption		kWh/a	291	295	305	496	524			
Space heating (Warm climate)	Required back up heating cap at design conditions		kW	0						
Space heating (Warm climate) - Low sound mode (Stb. 2020, 189)	Capacity	Pdesign	kW	1.3	1.32	1.35	2.05	2.16		
	SCOP			6.26	6.27	6.2	5.78	5.77		
	SCOPnet			6.47	6.48	6.4	5.9	5.88		
	Annual energy consumption		kWh/a	291	295	305	496	524		
	Required back up heating cap at design conditions		kW	0						
	Power input		kW	0.08			0.16			
Space cooling	A Condition	Pdc	kW	2	2.5	3.4	4.2	5		
	(35°C - 27/19) EERd			4.7	4.46	4.37	3.99	3.68		
	Power input		kW	0.43	0.56	0.78	1.05	1.36		
	B Condition	Pdc	kW	1.48	1.85	2.51	3.1	3.69		
	(30°C - 27/19) EERd			6.96	6.59	6.27	5.59	5.29		
	Power input		kW	0.21	0.28	0.4	0.55	0.7		
	C Condition	Pdc	kW	1.21	1.22	1.62	1.99	2.37		
	(25°C - 27/19) EERd			11.41	10.97	10.44	9.35	9.24		
	Power input		kW	0.11		0.16	0.21	0.26		
	D Condition	Pdc	kW	1.18	1.19	1.29	1.89			
	(20°C - 27/19) EERd			15.11	15.09	16.64	12.08	12.03		
	Power input		kW	0.08			0.16			
	Space cooling - Low sound mode (Stb. 2020, 189)	A Condition	Pdc	kW	2	2.5	3.4	4.2	5	
		(35°C - 27/19) EERd			4.7	4.46	4.37	3.99	3.68	
		Power input		kW	0.43	0.56	0.78	1.05	1.36	
B Condition		Pdc	kW	1.48	1.85	2.51	3.1	3.69		
(30°C - 27/19) EERd			6.96	6.59	6.27	5.59	5.29			
Power input		kW	0.21	0.28	0.4	0.55	0.7			
C Condition		Pdc	kW	1.21	1.22	1.62	1.99	2.37		
(25°C - 27/19) EERd			11.41	10.97	10.44	9.35	9.24			
Power input		kW	0.11		0.16	0.21	0.26			
D Condition		Pdc	kW	1.18	1.19	1.29	1.89			
(20°C - 27/19) EERd			15.11	15.09	16.64	12.08	12.03			
Power input		kW	0.08			0.16				
Space heating (Average climate)		TOL	Tol (temperature operating limit)		°C		-10			
		TBivalent	Tbiv (bivalent temperature)		°C		-7			
			Pdh (declared heating cap)		kW		2.13	2.17	2.22	3.37
	COPd (declared COP)				3.49	3.48	3.54	3.24	3.16	
	Power input		kW		0.61	0.62	0.63	1.04	1.12	
	A Condition (-7°C)	Pdh (declared heating cap)		kW		2.13	2.17	2.22	3.37	3.54
		COPd (declared COP)				3.49	3.48	3.54	3.24	3.16

2 Specifications

2 - 1 Specifications

Technical specifications			FTXJ20AW9 + RXJ20A9	FTXJ25AW9 + RXJ25A9	FTXJ35AW9 + RXJ35A9	FTXJ42AW9 + RXJ42A9	FTXJ50AW9 + RXJ50A9		
Space heating (Average climate)	A Condition (-7°C)	Power input	kW	0.61	0.62	0.63	1.04	1.12	
		Pdh (declared heating cap)	kW	1.3	1.32	1.35	2.05	2.16	
		COPd (declared COP)		5.18	5.17	5.19	4.5	4.52	
	B Condition (2°C)	Power input	kW	0.25		0.26	0.46	0.48	
		Pdh (declared heating cap)	kW	0.91	0.93	0.95	1.71	1.73	
		COPd (declared COP)		6.45	6.48	6.42	6.14	6.13	
	C Condition (7°C)	Power input	kW		0.14	0.15		0.28	
		Pdh (declared heating cap)	kW	1.12	1.13	1.15	1.52	1.56	
		COPd (declared COP)		8.04	8.03	7.89	7.35	7.25	
	D Condition (12°C)	Power input	kW		0.14	0.15	0.21	0.22	
		Pdh (declared heating cap)	kW	2.02	2.07	2.11	3.26	3.44	
		COPd (declared COP)		3.01	3.04	2.81	2.79	2.78	
	E condition (-10°C)	Power input	kW	0.67	0.68	0.75	1.17	1.24	
		TOL	Tol (temperature operating limit)	°C			-10		
		Space heating (Average climate) - Low sound mode (Stb. 2020, 189)	TBivalent	Tbiv (bivalent temperature)	°C			-7	
Pdh (declared heating cap)	kW			2.13	2.17	2.22	3.37	3.54	
COPd (declared COP)				3.49	3.48	3.54	3.24	3.16	
A Condition (-7°C)	Power input		kW	0.61	0.62	0.63	1.04	1.12	
	Pdh (declared heating cap)		kW	2.13	2.17	2.22	3.37	3.54	
	COPd (declared COP)			3.49	3.48	3.54	3.24	3.16	
B Condition (2°C)	Power input		kW	0.61	0.62	0.63	1.04	1.12	
	Pdh (declared heating cap)		kW	1.3	1.32	1.35	2.05	2.16	
	COPd (declared COP)			5.18	5.17	5.19	4.5	4.52	
C Condition (7°C)	Power input		kW	0.25		0.26	0.46	0.48	
	Pdh (declared heating cap)		kW	0.91	0.93	0.95	1.71	1.73	
	COPd (declared COP)			6.45	6.48	6.42	6.14	6.13	
D Condition (12°C)	Power input		kW		0.14	0.15		0.28	
	Pdh (declared heating cap)		kW	1.12	1.13	1.15	1.52	1.56	
	COPd (declared COP)			8.04	8.03	7.89	7.35	7.25	
E condition (-10°C)	Power input	kW		0.14	0.15	0.21	0.22		
	Pdh (declared heating cap)	kW	2.02	2.07	2.11	3.26	3.44		
	COPd (declared COP)		3.01	3.04	2.81	2.79	2.78		
Space heating (Warm climate)	Power input	kW	0.67	0.68	0.75	1.17	1.24		
	TOL	Tol (temperature operating limit)	°C			2			
	Space heating (Warm climate) - Low sound mode (Stb. 2020, 189)	TBivalent	Tbiv (bivalent temperature)	°C			2		
Pdh (declared heating cap)			kW	1.3	1.32	1.35	2.05	2.16	
COPd (declared COP)				5.18	5.17	5.19	4.5	4.52	
B Condition (2°C)		Power input	kW	0.25		0.26	0.46	0.48	
		Pdh (declared heating cap)	kW	1.3	1.32	1.35	2.05	2.16	
		COPd (declared COP)		5.18	5.17	5.19	4.5	4.52	
C Condition (7°C)		Power input	kW	0.25		0.26	0.46	0.48	
		Pdh (declared heating cap)	kW	0.91	0.93	0.95	1.71	1.73	
		COPd (declared COP)		6.45	6.48	6.42	6.14	6.13	
D Condition (12°C)		Power input	kW		0.14	0.15		0.28	
		Pdh (declared heating cap)	kW	1.12	1.13	1.15	1.52	1.56	
		COPd (declared COP)		8.04	8.03	7.89	7.35	7.25	
E condition (2°C)		Power input	kW		0.14	0.15	0.21	0.22	
		Pdh (declared heating cap)	kW	1.3	1.32	1.35	2.05	2.16	
		COPd (declared COP)		5.18	5.17	5.19	4.5	4.52	
Space heating (Warm climate)	Power input	kW	0.25		0.26	0.46	0.48		
	TOL	Tol (temperature operating limit)	°C			2			
	Space heating (Warm climate) - Low sound mode (Stb. 2020, 189)	TBivalent	Tbiv (bivalent temperature)	°C			2		
Pdh (declared heating cap)			kW	1.3	1.32	1.35	2.05	2.16	
COPd (declared COP)				5.18	5.17	5.19	4.5	4.52	
B Condition (2°C)		Power input	kW	0.25		0.26	0.46	0.48	
		Pdh (declared heating cap)	kW	1.3	1.32	1.35	2.05	2.16	
		COPd (declared COP)		5.18	5.17	5.19	4.5	4.52	
C Condition (7°C)		Power input	kW	0.25		0.26	0.46	0.48	
		Pdh (declared heating cap)	kW	0.91	0.93	0.95	1.71	1.73	
		COPd (declared COP)		6.45	6.48	6.42	6.14	6.13	
D Condition (12°C)		Power input	kW		0.14	0.15		0.28	
		Pdh (declared heating cap)	kW	1.12	1.13	1.15	1.52	1.56	
		COPd (declared COP)		8.04	8.03	7.89	7.35	7.25	
E condition (-10°C)		Power input	kW		0.14	0.15	0.21	0.22	
		Pdh (declared heating cap)	kW	2.02	2.07	2.11	3.26	3.44	
		COPd (declared COP)		3.01	3.04	2.81	2.79	2.78	
Space heating (Average climate) - Low sound mode (Stb. 2020, 189)	Power input	kW	0.67	0.68	0.75	1.17	1.24		
	Space heating (Warm climate) - Low sound mode (Stb. 2020, 189)	Power input	kW	0.25		0.26	0.46	0.48	

2 Specifications

2 - 1 Specifications

2

Technical specifications				FTXJ20AW9 + RXJ20A9	FTXJ25AW9 + RXJ25A9	FTXJ35AW9 + RXJ35A9	FTXJ42AW9 + RXJ42A9	FTXJ50AW9 + RXJ50A9	
Power consumption in other than active mode	Crankcase heater mode	PCK	W			0			
	Off mode	POFF	W			1			
	Standby mode	Cooling	PSB	W			1		
		Heating	PSB	W			1		
	Thermo-stat-off mode	PTO	Cooling	W		7			12
Heating			W			13			
Cooling	Cdc (Degradation cooling)					0.25			
Heating	Cdh (Degradation heating)					0.25			
Cooling function included						Yes			
Heating function included						Yes			
Average climate included						Yes			
Cold season included						No			
Warm season included						Yes			
Eurovent	Sound power level outdoor	Cooling	Nom.	dB(A)	59	61		62	
		Cooling	Nom.	dB(A)	57		60		
	Piping length	Cooling	Measuring condition	m			5		

Electrical specifications				FTXJ20AW9 + RXJ20A9	FTXJ25AW9 + RXJ25A9	FTXJ35AW9 + RXJ35A9	FTXJ42AW9 + RXJ42A9	FTXJ50AW9 + RXJ50A9
Power factor	Nominal	Cooling	%	93.48	93.65	96.89	93.17	93.86
		Heating	%	90.58	93.65	97.83	93.37	90.06
Current	Nominal running current (RLA) - 50Hz	Heating		A	2.4	2.6	4.4	6.1
		Maximum fuse amps (MFA)		A	10		13	

Nominal heating capacities are based on: indoor temperature: 20°CDB, outdoor temperature: 7°CDB, 6°CWB, equivalent refrigerant piping: 5m, level difference: 0m. |
 Nominal cooling capacities are based on: indoor temperature: 27°CDB, 19°CWB, outdoor temperature: 35°CDB, equivalent refrigerant piping: 5m, level difference: 0m. |
 See separate drawing for operation range |
 See separate drawing for electrical data

Technical Specifications				RXJ20A9	RXJ25A9	RXJ35A9	RXJ42A9	RXJ50A9	
Casing	Colour			Ivory white					
Dimensions	Unit	Height	mm		552			734	
		Width	mm		840			954	
		Depth	mm		350			408	
	Packed unit	Height	mm		612			820	
		Width	mm		906			1,050	
		Depth	mm		402			480	
Weight	Unit	kg			32			49	
	Packed unit	kg			35			53	
Packing	Weight		kg		2			4	
	Length		mm		805			920	
Heat exchanger	Rows	Quantity				2			
	Fin pitch	mm				1.4			
	Stages	Quantity			24			32	
	Passes	Quantity			3.1			2.2	
	Tube type		ø7 Hi-XD						
	Fin Type		Waffle fin (PE)						
	Type		Propeller fan						
Fan	Air flow rate	Cooling	Nom.	m ³ /min	34		36		46.6
				cfm	1,201		1,271		1,645
	Heating	Nom.	m ³ /min		28.3				42.2
			cfm		999				1,490
Fan motor	Model		DFC05A3VA					DFC07C1VA	
	Output		W		50				
	Speed	Cooling	High	rpm	920				760
			Nom.	rpm	860	920	760		
			Low	rpm	430				640
		Heating	High	rpm	860				720
			Nom.	rpm	800				690
Low			rpm	400				500	

2 Specifications

2 - 1 Specifications

Technical Specifications					RXJ20A9	RXJ25A9	RXJ35A9	RXJ42A9	RXJ50A9	
Compressor	Model				1YC25GXD#D			2Y147BKBX1P#D		
	Oil Amount	cm ³				375			650	
	Type				Hermetically sealed swing compressor					
	Output	W				800			1,300	
	Oil Type				FW68DA					
Operation range	Cooling	Ambient	Min.	°CDB				-10		
Operation range	Cooling	Ambient	Max.	°CDB				50		
	Heating	Ambient	Min.	°CWB				-21		
				°CDB				-20		
				°CWB				18		
					°CDB				24	
Sound power level	Cooling	Max	dBA		60	61		63		
			dBA		59	61		62		
			dBA		57			58		
			dBA		0			0		
	Heating	Max	dBA		60	61		63		
			dBA		59	61		62		
			dBA		57			58		
			dBA		0			0		
	Sound power level - Low sound mode (Stb. 2020, 189)	Cooling	Max.	dBA		59	60		60	
				dBA		55			55	
dBA				0			0			
Heating		Max.	dBA		59	60		60		
			dBA		55			55		
			dBA		0			0		
Sound pressure level	Cooling	Nom.	dBA		46	49		48		
	Heating	Nom.	dBA		47	49		48	49	
Refrigerant	Type				R-32					
	Charge	kg				0.76			1.1	
	Charge	tCO ₂ Eq				0.52			0.75	
	Control				Expansion valve					
	GWP				675					
Piping connections	Liquid	OD	mm					6.35		
	Gas	OD	mm		9.5			12.7		
	Drain	OD	mm		16 (inner diameter of connecting hose)					
	Piping length	OU - IU	Max.	m		20			30	
				System	Chargeless	m		10		
	Additional refrigerant charge		kg/m		0.02 (for piping length exceeding 10m)					
	Level difference	IU - OU	Max.	m		15			20	
	Heat insulation					Both liquid and gas pipes				
Capacity control	Method					Variable (inverter)			Inverter controlled	

Standard accessories: Installation manual;Quantity: 1;

Standard accessories: Refrigerant charge label;Quantity: 1;

Standard accessories: Multilingual fluorinated greenhouse gases labels;Quantity: 1;

Standard accessories: General safety precautions;Quantity: 1;

Standard accessories: LOT10 Energy Label;Quantity: 1;

Standard accessories: Drain plug;Quantity: 1;

Standard accessories: Drain cap;Quantity: 3;

Electrical Specifications					RXJ20A9	RXJ25A9	RXJ35A9	RXJ42A9	RXJ50A9
Power supply	Phase				1~				
	Frequency	Hz			50				
	Voltage	V			220-240				
Wiring connections	For power supply	Quantity			3				
		Remark			Earth wire included				
	For connection with indoor	Quantity			4				
		Remark			Earth wire included				
Current - 50Hz	Maximum fuse amps (MFA)	Maximum fuse amps	A	10				13	

See separate drawing for operation range |

See separate drawing for electrical data |

Contains fluorinated greenhouse gases

3 Electrical data

3 - 1 Electrical Data

3

RXJ-A9

Unit combination restrictions		Power supply				COMP		OFM		IFM		
Outdoor unit	Indoor unit	Hz	Voltage	Voltage range	MCA	MFA	RHz	RLA	kW	FLA	kW	FLA
RXJ20A5V1B	FTXJ20A2V1BW	50	220	MAX. 50Hz 264V	8,86	10	30	2,0	0,048	0,32	0,026	0,23
	FTXJ20A2V1BB	50	230					1,9				
	FTXJ20A2V1BS	50	240	1,8								
RXJ25A5V1B	FTXJ25A2V1BW	50	220	MAX. 50Hz 264V	9,69	13	39	2,5	0,048	0,32	0,027	0,24
	FTXJ25A2V1BB	50	230					2,4				
	FTXJ25A2V1BS	50	240	2,3								
RXJ35A5V1B	FTXJ35A2V1BW	50	220	MAX. 50Hz 264V	9,7	13	59	3,7	0,048	0,32	0,029	0,25
	FTXJ35A2V1BB	50	230					3,5				
	FTXJ35A2V1BS	50	240	3,4								
RXJ42A2V1B	FTXJ42A2V1BW	50	220	MAX. 50Hz 264V	11,22	13	52	5,1	0,056	0,37	0,044	0,33
	FTXJ42A2V1BB	50	230					4,9				
	FTXJ42A2V1BS	50	240	4,7								
RXJ50A2V1B	FTXJ50A2V1BW	50	220	MAX. 50Hz 264V	11,24	16	66	6,6	0,056	0,37	0,047	0,35
	FTXJ50A2V1BB	50	230					6,3				
	FTXJ50A2V1BS	50	240	6,0								
RXJ20A5V1B9	FTXJ20A2V1BW9	50	220	MAX. 50Hz 264V	8,86	10	30	2,0	0,048	0,32	0,026	0,23
	FTXJ20A2V1BB9	50	230					1,9				
	FTXJ20A2V1BS9	50	240	1,8								
RXJ25A5V1B9	FTXJ25A2V1BW9	50	220	MAX. 50Hz 264V	9,69	13	39	2,5	0,048	0,32	0,027	0,24
	FTXJ25A2V1BB9	50	230					2,4				
	FTXJ25A2V1BS9	50	240	2,3								
RXJ35A5V1B9	FTXJ35A2V1BW9	50	220	MAX. 50Hz 264V	9,7	13	59	3,7	0,048	0,32	0,029	0,25
	FTXJ35A2V1BB9	50	230					3,5				
	FTXJ35A2V1BS9	50	240	3,4								
RXJ42A5V1B9	FTXJ42A2V1BW9	50	220	MAX. 50Hz 264V	12,27	13	52	5,1	0,066	0,83	0,044	0,33
	FTXJ42A2V1BB9	50	230					4,9				
	FTXJ42A2V1BS9	50	240	4,7								
RXJ50A5V1B9	FTXJ50A2V1BW9	50	220	MAX. 50Hz 264V	12,29	13	66	6,6	0,066	0,83	0,047	0,35
	FTXJ50A2V1BB9	50	230					6,3				
	FTXJ50A2V1BS9	50	240	6,0								

Symbols

- MCA: Minimum Circuit Ampere [A]
- MFA: Maximum Fuse Ampere [A]
- RLA: Rated load amps [A]
- OFM: Outdoor fan motor
- IFM: Indoor fan motor
- FLA: Full load amps [A]
- kW: Fan motor rated output [kW]
- RHz: Rated operating frequency [Hz]

Notes

- 1) The -RLA- is based on the following conditions.
Outdoor temperature -35°C DB
Indoor temperature -27°C DB / -19°C WB
- 2) Select the wire size according to the MCA.
- 3) The maximum allowable voltage that is unbalanced between phases is -2%.
- 4) Use a circuit breaker instead of a fuse.

4D139507A

RXJ42-50A9

Unit combination restrictions		Power supply				COMP		OFM		IFM		
Outdoor unit	Indoor unit	Hz	Voltage	Voltage range	MCA	MFA	RHz	RLA	kW	FLA	kW	FLA
RXJ42A5V1B9	FTXJ42A2V1BW/B/S	50	220	Max. 50Hz 264V Min. 50Hz 198V	12.27	13	52	5.1	0.066	0.83	0.044	0.33
		50	230					4.9				
		50	240	4.7								
RXJ50A5V1B9	FTXJ50A2V1BW/B/S	50	220	Max. 50Hz 264V Min. 50Hz 198V	12.29	13	66	6.6	0.066	0.83	0.047	0.35
		50	230					6.3				
		50	240	6.0								

SYMBOLS

- MCA : Minimum Circuit Amperes [A]
- MFA : Maximum Fuse Amperes [A]
- COMP : Compressor
- RHz : Rated operating frequency [Hz]
- RLA : Rated Load Amperes [A]
- OFM : Outdoor fan motor
- IFM : Indoor fan motor
- kW : Fan motor rated output [kW]
- FLA : Full Load Amperes [A]
- Max. : Maximum
- Min. : Minimum

NOTES

1. The RLA is based on the following conditions.
 - Outdoor temperature -35°C DB
 - Indoor temperature -27°C DB / -19°C WB
2. Select the wire size according to the MCA.
3. The maximum allowable voltage that is unbalanced between phases is -2%.
4. Use a circuit breaker instead of a fuse.

4D151785

4 Capacity tables

4 - 1 Cooling/Heating Capacity Tables

FTXJ20AB(9) / RXJ20A9

FTXJ20AS(9) / RXJ20A9

FTXJ20AW(9) / RXJ20A9

Cooling · 50Hz 220 -240V·

BF	0,22
----	------

Indoor air temperature		Outdoor temperature [°C DB]																	
		20			25			30			32			35			40		
[°C WB]	[°C DB]	TC	SHC	PI	TC	SHC	PI	TC	SHC	PI	TC	SHC	PI	TC	SHC	PI	TC	SHC	PI
14	20	2,05	1,83	0,33	1,96	1,84	0,36	1,86	1,86	0,39	1,83	1,83	0,40	1,77	1,77	0,42	1,68	1,68	0,45
16	22	2,14	1,71	0,33	2,05	1,70	0,36	1,95	1,71	0,39	1,92	1,71	0,40	1,86	1,73	0,42	1,77	1,77	0,45
18	25	2,23	1,88	0,33	2,14	1,90	0,36	2,05	1,94	0,39	2,01	1,96	0,41	1,95	1,95	0,42	1,86	1,86	0,46
19	27	2,28	2,19	0,33	2,19	2,19	0,36	2,09	2,09	0,39	2,06	2,06	0,41	2,00	2,00	0,43	1,91	1,91	0,46
22	30	2,42	1,89	0,33	2,32	1,92	0,37	2,23	1,97	0,40	2,19	2,00	0,41	2,14	2,05	0,43	2,05	2,05	0,46
24	32	2,51	1,72	0,34	2,42	1,74	0,37	2,32	1,77	0,40	2,29	1,78	0,41	2,23	1,82	0,43	2,14	1,89	0,46

Heating · 50Hz 220 -240V·

AFR	11,1
-----	------

Indoor air temperature		Outdoor temperature [°C WB]											
		-15		-10		-5		0		6		10	
[°C DB]		TC	PI	TC	PI	TC	PI	TC	PI	TC	PI	TC	PI
15		1,19	0,32	1,43	0,34	1,67	0,36	1,94	0,46	2,59	0,49	2,81	0,51
20		1,12	0,33	1,36	0,35	1,60	0,37	1,86	0,47	2,50	0,50	2,73	0,52
22		1,09	0,34	1,33	0,36	1,57	0,37	1,83	0,48	2,47	0,50	2,69	0,52
24		1,06	0,34	1,30	0,36	1,54	0,38	1,80	0,48	2,43	0,51	2,66	0,53
25		1,04	0,34	1,28	0,36	1,52	0,38	1,78	0,49	2,41	0,51	2,64	0,53
27		1,01	0,35	1,25	0,37	1,49	0,38	1,76	0,49	2,38	0,52	2,61	0,54

Heating capacity at nominal operating frequency, measured according to ·EN14511·.

Indoor air temperature		Outdoor temperature [°C WB]													
		-20		-15		-10		-5		0		6		10	
[°C DB]		TC	PI	TC	PI	TC	PI	TC	PI	TC	PI	TC	PI		
20		1,50	0,63	1,81	0,60	2,21	0,65	2,30	0,70	2,65	0,75	3,50	0,81	3,82	0,85

Heating capacity at maximum operating frequency, measured according to ·EN14511·.

Symbols

- AFR Air flow rate [m³/min]
- BF Bypass factor
- EWB Entering wet-bulb temperature [°C WB]
- EDB Entering dry-bulb temperature [°C DB]
- TC Total capacity [kW]
- SHC Sensible heat capacity [kW]
- PI Power input [kW]

Notes

1. The ratings shown are net capacities which include a deduction for indoor fan motor heat.
2.

--

 Nominal capacity and nominal input
3. The total capacity, power input and sensible heat capacity must be calculated by interpolation, using the figures in the table (figures not in the table may not be used in the calculation).
4. In case the sensible heat capacity is not mentioned in the table, please calculate it using an approximation between two values in direct proportion.
5. The capacities are based on the following conditions:
Corresponding refrigerant piping length: ·5· m
Level difference: ·0· m
6. The air flow rate and bypass factor are mentioned in the table.

4D139745A

FTXJ25AB(9) / RXJ25A9

FTXJ25AS(9) / RXJ25A9

FTXJ25AW(9) / RXJ25A9

Cooling · 50Hz 220 -240V·

AFR	11,4
BF	0,18

Indoor air temperature		Outdoor temperature [°C DB]																	
		20			25			30			32			35			40		
[°C WB]	[°C DB]	TC	SHC	PI	TC	SHC	PI	TC	SHC	PI	TC	SHC	PI	TC	SHC	PI	TC	SHC	PI
14	20	2,56	2,14	0,43	2,44	2,13	0,47	2,33	2,13	0,51	2,28	2,13	0,53	2,21	2,14	0,55	2,10	2,10	0,60
16	22	2,68	2,02	0,43	2,56	1,99	0,47	2,44	1,98	0,52	2,40	1,98	0,53	2,33	1,98	0,56	2,21	1,99	0,60
18	25	2,79	2,18	0,43	2,68	2,18	0,48	2,56	2,19	0,52	2,51	2,20	0,53	2,44	2,22	0,56	2,33	2,33	0,60
19	27	2,85	2,46	0,44	2,73	2,50	0,48	2,62	2,62	0,52	2,57	2,57	0,54	2,50	2,50	0,56	2,38	2,38	0,60
22	30	3,02	2,16	0,44	2,91	2,17	0,48	2,79	2,20	0,52	2,74	2,21	0,54	2,67	2,24	0,56	2,56	2,31	0,61
24	32	3,14	1,99	0,44	3,02	1,99	0,48	2,90	2,00	0,53	2,86	2,01	0,54	2,79	2,02	0,57	2,67	2,07	0,61

Heating · 50Hz 220 -240V·

AFR	11,3
-----	------

Indoor air temperature		Outdoor temperature [°C WB]											
		-15		-10		-5		0		6		10	
[°C DB]		TC	PI	TC	PI	TC	PI	TC	PI	TC	PI	TC	PI
15		1,33	0,36	1,60	0,38	1,87	0,40	2,09	0,52	2,90	0,55	3,15	0,57
20		1,25	0,37	1,52	0,39	1,79	0,41	1,98	0,53	2,80	0,56	3,05	0,58
22		1,22	0,37	1,49	0,40	1,76	0,42	1,95	0,53	2,76	0,57	3,01	0,59
24		1,19	0,38	1,45	0,40	1,72	0,42	1,92	0,54	2,72	0,57	2,98	0,59
25		1,17	0,38	1,44	0,40	1,71	0,42	1,90	0,54	2,70	0,57	2,96	0,59
27		1,14	0,39	1,41	0,41	1,67	0,42	1,88	0,55	2,66	0,58	2,92	0,60

Heating capacity at nominal operating frequency, measured according to ·EN14511·.

Indoor air temperature		Outdoor temperature [°C WB]													
		-20		-15		-10		-5		0		6		10	
[°C DB]		TC	PI	TC	PI	TC	PI	TC	PI	TC	PI	TC	PI		
20		1,50	0,63	2,42	0,93	2,97	1,00	3,09	1,08	3,56	1,16	4,70	1,26	5,13	1,32

Heating capacity at maximum operating frequency, measured according to ·EN14511·.

Symbols

- AFR Air flow rate [m³/min]
- BF Bypass factor
- EWB Entering wet-bulb temperature [°C WB]
- EDB Entering dry-bulb temperature [°C DB]
- TC Total capacity [kW]
- SHC Sensible heat capacity [kW]
- PI Power input [kW]

Notes

1. The ratings shown are net capacities which include a deduction for indoor fan motor heat.
2.

--

 Nominal capacity and nominal input
3. The total capacity, power input and sensible heat capacity must be calculated by interpolation, using the figures in the table (figures not in the table may not be used in the calculation).
4. In case the sensible heat capacity is not mentioned in the table, please calculate it using an approximation between two values in direct proportion.
5. The capacities are based on the following conditions:
Corresponding refrigerant piping length: ·5· m
Level difference: ·0· m
6. The air flow rate and bypass factor are mentioned in the table.

4D139748A

4 Capacity tables

4 - 1 Cooling/Heating Capacity Tables

4

FTXJ35AB(9) / RXJ35A9

FTXJ35AS(9) / RXJ35A9

FTXJ35AW(9) / RXJ35A9

Cooling ·50Hz 220-240V·

AFR	11,8
BF	0,12

Indoor air temperature		Outdoor temperature [°C DB]																	
		20			25			30			32			35			40		
[°C WB]	[°C DB]	TC	SHC	PI	TC	SHC	PI	TC	SHC	PI	TC	SHC	PI	TC	SHC	PI	TC	SHC	PI
14	20	3,48	2,66	0,60	3,33	2,61	0,65	3,17	2,57	0,71	3,10	2,56	0,73	3,01	2,55	0,77	2,85	2,54	0,83
16	22	3,64	2,53	0,60	3,48	2,48	0,66	3,32	2,43	0,72	3,26	2,42	0,74	3,17	2,40	0,77	3,01	2,37	0,83
18	25	3,80	2,67	0,60	3,64	2,63	0,66	3,48	2,61	0,72	3,42	2,60	0,74	3,32	2,59	0,78	3,16	2,60	0,83
19	27	3,87	2,91	0,61	3,72	2,90	0,66	3,56	2,90	0,72	3,49	2,91	0,74	3,40	2,93	0,78	3,24	2,98	0,84
22	30	4,11	2,62	0,61	3,95	2,59	0,67	3,79	2,58	0,73	3,73	2,57	0,75	3,63	2,57	0,78	3,48	2,59	0,84
24	32	4,27	2,45	0,61	4,11	2,41	0,67	3,95	2,39	0,73	3,89	2,38	0,75	3,79	2,38	0,79	3,63	2,37	0,84

Heating ·50Hz 220-240V·

AFR	11,7
-----	------

Indoor air temperature		Outdoor temperature [°C WB]											
		-15		-10		-5		0		6		10	
[°C WB]	[°C DB]	TC	PI	TC	PI	TC	PI	TC	PI	TC	PI	TC	PI
15	2,31	0,75	2,74	0,79	3,13	0,84	3,35	0,88	4,21	0,94	4,47	0,96	
20	2,10	0,80	2,53	0,85	2,96	0,89	3,16	0,93	4,00	0,99	4,26	1,02	
22	2,02	0,82	2,45	0,87	2,88	0,91	3,08	0,95	3,92	1,01	4,18	1,04	
24	1,93	0,84	2,36	0,89	2,80	0,93	3,01	0,97	3,83	1,02	4,09	1,06	
25	1,89	0,86	2,32	0,90	2,75	0,94	2,97	0,98	3,79	1,02	4,05	1,07	
27	1,81	0,88	2,24	0,92	2,67	0,96	2,90	1,00	3,71	1,03	3,97	1,09	

Heating capacity at nominal operating frequency, measured according to -EN14511·.

Indoor air temperature		Outdoor temperature [°C WB]													
		-20		-15		-10		-5		0		6		10	
[°C DB]	[°C WB]	TC	PI	TC	PI	TC	PI	TC	PI	TC	PI	TC	PI	TC	PI
20		1,50	0,63	2,68	1,06	3,28	1,15	3,42	1,24	3,70	1,25	5,20	1,44	5,45	1,50

Heating capacity at maximum operating frequency, measured according to -EN14511·.

Symbols

AFR Air flow rate [m³/min]
 BF Bypass factor
 EWB Entering wet-bulb temperature [°C WB]
 EDB Entering dry-bulb temperature [°C DB]
 TC Total capacity [kW]
 SHC Sensible heat capacity [kW]
 PI Power input [kW]

Notes

- The ratings shown are net capacities which include a deduction for indoor fan motor heat.
- Nominal capacity and nominal input
- The total capacity, power input and sensible heat capacity must be calculated by interpolation, using the figures in the table (figures not in the table may not be used in the calculation).
- In case the sensible heat capacity is not mentioned in the table, please calculate it using an approximation between two values in direct proportion.
- The capacities are based on the following conditions:
 Corresponding refrigerant piping length: ·5· m
 Level difference: ·0· m
- The air flow rate and bypass factor are mentioned in the table.

4D139749A

FTXJ42AB(9) / RXJ42A9

FTXJ42AS(9) / RXJ42A9

FTXJ42AW(9) / RXJ42A9

Cooling ·50Hz 220-240V·

AFR	13,0
BF	0,19

Indoor air temperature		Outdoor temperature [°C DB]																	
		20			25			30			32			35			40		
[°C WB]	[°C DB]	TC	SHC	PI	TC	SHC	PI	TC	SHC	PI	TC	SHC	PI	TC	SHC	PI	TC	SHC	PI
14	20	4,11	3,13	0,81	4,11	3,05	0,89	3,91	2,98	0,96	3,83	2,96	0,99	3,72	2,92	1,04	3,52	2,87	1,12
16	22	4,50	3,00	0,81	4,30	2,92	0,89	4,11	2,84	0,97	4,03	2,81	1,00	3,91	2,78	1,05	3,71	2,72	1,12
18	25	4,69	3,12	0,82	4,49	3,06	0,89	4,30	3,00	0,97	4,22	2,98	1,00	4,10	2,95	1,05	3,91	2,92	1,13
19	27	4,79	3,33	0,82	4,59	3,29	0,90	4,40	3,26	0,97	4,32	3,25	1,01	4,20	3,24	1,05	4,00	3,24	1,13
22	30	5,08	3,05	0,83	4,88	2,99	0,90	4,69	2,95	0,98	4,61	2,93	1,01	4,49	2,91	1,06	4,29	2,88	1,14
24	32	5,27	2,87	0,83	5,07	2,81	0,91	4,88	2,76	0,99	4,80	2,74	1,02	4,68	2,72	1,06	4,49	2,68	1,14

Heating ·50Hz 220-240V·

AFR	14,4
-----	------

Indoor air temperature		Outdoor temperature [°C WB]											
		-15		-10		-5		0		6		10	
[°C WB]	[°C DB]	TC	PI	TC	PI	TC	PI	TC	PI	TC	PI	TC	PI
15	2,66	0,79	3,33	0,89	4,00	1,00	3,87	1,11	5,61	1,26	6,01	1,32	
20	2,45	0,84	3,12	0,95	3,79	1,05	3,70	1,16	5,40	1,31	5,80	1,38	
22	2,36	0,86	3,03	0,97	3,70	1,07	3,63	1,18	5,32	1,33	5,72	1,40	
24	2,28	0,88	2,95	0,99	3,62	1,09	3,56	1,20	5,23	1,35	5,63	1,42	
25	2,24	0,89	2,91	1,00	3,58	1,10	3,52	1,21	5,19	1,35	5,59	1,43	
27	2,15	0,91	2,82	1,02	3,49	1,13	3,45	1,23	5,11	1,36	5,51	1,45	

Heating capacity at nominal operating frequency, measured according to -EN14511·.

Indoor air temperature		Outdoor temperature [°C WB]													
		-20		-15		-10		-5		0		6		10	
[°C DB]	[°C WB]	TC	PI	TC	PI	TC	PI	TC	PI	TC	PI	TC	PI	TC	PI
20		2,64	1,14	3,85	1,41	4,36	1,45	4,29	1,49	4,73	1,53	6,00	1,58	6,41	1,62

Heating peak capacity at maximum operating frequency

Symbols

AFR Air flow rate [m³/min]
 BF Bypass factor
 EWB Entering wet-bulb temperature [°C WB]
 EDB Entering dry-bulb temperature [°C DB]
 TC Total capacity [kW]
 SHC Sensible heat capacity [kW]
 PI Power input [kW]

Notes

- The ratings shown are net capacities which include a deduction for indoor fan motor heat.
- Nominal capacity and nominal input
- The total capacity, power input and sensible heat capacity must be calculated by interpolation, using the figures in the table (figures not in the table may not be used in the calculation).
- In case the sensible heat capacity is not mentioned in the table, please calculate it using an approximation between two values in direct proportion.
- The capacities are based on the following conditions:
 Corresponding refrigerant piping length: ·5· m
 Level difference: ·0· m
- The air flow rate and bypass factor are mentioned in the table.

4D139750B

4 Capacity tables

4 - 1 Cooling/Heating Capacity Tables

FTXJ50AB(9) / RXJ50A9

FTXJ50AS(9) / RXJ50A9

FTXJ50AW(9) / RXJ50A9

Cooling · 50Hz 220 -240V-

AFR	13.5
BF	0.23

Indoor air temperature		Outdoor temperature [°C DB]																	
		20			25			30			32			35			40		
[°C WB]	[°C DB]	TC	SHC	PI	TC	SHC	PI	TC	SHC	PI	TC	SHC	PI	TC	SHC	PI	TC	SHC	PI
14	20	4,25	3,12	0,92	4,25	3,12	1,04	4,25	3,12	1,18	4,25	3,12	1,23	4,25	3,12	1,31	4,19	3,09	1,44
16	22	5,35	3,41	1,05	5,12	3,29	1,15	4,89	3,18	1,25	4,79	3,13	1,29	4,65	3,07	1,35	4,42	2,97	1,45
18	25	5,58	3,50	1,05	5,35	3,39	1,15	5,12	3,29	1,26	5,02	3,26	1,30	4,88	3,20	1,36	4,65	3,12	1,46
19	27	5,70	3,66	1,06	5,47	3,57	1,16	5,23	3,48	1,26	5,14	3,45	1,30	5,00	3,41	1,36	4,77	3,35	1,46
22	30	6,04	3,40	1,07	5,81	3,31	1,17	5,58	3,22	1,27	5,49	3,19	1,31	5,35	3,14	1,37	5,11	3,07	1,47
24	32	6,27	3,24	1,07	6,04	3,14	1,17	5,81	3,06	1,27	5,72	3,02	1,31	5,58	2,97	1,37	5,34	2,90	1,47

Heating · 50Hz 220 -240V-

AFR	15.0
-----	------

Indoor air temperature		Outdoor temperature [°C WB]											
		-15		-10		-5		0		6		10	
[°C DB]		TC	PI	TC	PI	TC	PI	TC	PI	TC	PI	TC	PI
15		2,76	0,93	3,32	0,98	3,88	1,03	4,03	1,35	6,00	1,42	6,52	1,47
20		2,59	0,96	3,15	1,01	3,71	1,05	3,88	1,38	5,80	1,45	6,32	1,50
22		2,52	0,97	3,08	1,02	3,64	1,07	3,81	1,39	5,72	1,46	6,24	1,51
24		2,46	0,98	3,01	1,03	3,57	1,08	3,75	1,40	5,64	1,48	6,16	1,52
25		2,42	0,99	2,98	1,03	3,54	1,08	3,68	1,41	5,60	1,48	6,12	1,53
27		2,35	1,00	2,91	1,04	3,47	1,09	3,62	1,42	5,52	1,50	6,04	1,54

Heating capacity at nominal operating frequency, measured according to -EN14511-

Indoor air temperature		Outdoor temperature [°C WB]													
		-20		-15		-10		-5		0		6		10	
[°C DB]		TC	PI	TC	PI	TC	PI	TC	PI	TC	PI	TC	PI		
20		2,64	1,14	4,17	1,64	4,73	1,69	4,65	1,74	5,13	1,80	6,50	1,86	6,94	1,90

Heating peak capacity at maximum operating frequency

Symbols

- AFR Air flow rate [m³/min]
- BF Bypass factor
- EWB Entering wet-bulb temperature [°C WB]
- EDB Entering dry-bulb temperature [°C DB]
- TC Total capacity [kW]
- SHC Sensible heat capacity [kW]
- PI Power input [kW]

Notes

1. The ratings shown are net capacities which include a deduction for indoor fan motor heat.
2. Nominal capacity and nominal input
3. The total capacity, power input and sensible heat capacity must be calculated by interpolation, using the figures in the table (figures not in the table may not be used in the calculation).
4. In case the sensible heat capacity is not mentioned in the table, please calculate it using an approximation between two values in direct proportion.
5. The capacities are based on the following conditions:
Corresponding refrigerant piping length: -5- m
Level difference: -0- m
6. The air flow rate and bypass factor are mentioned in the table.

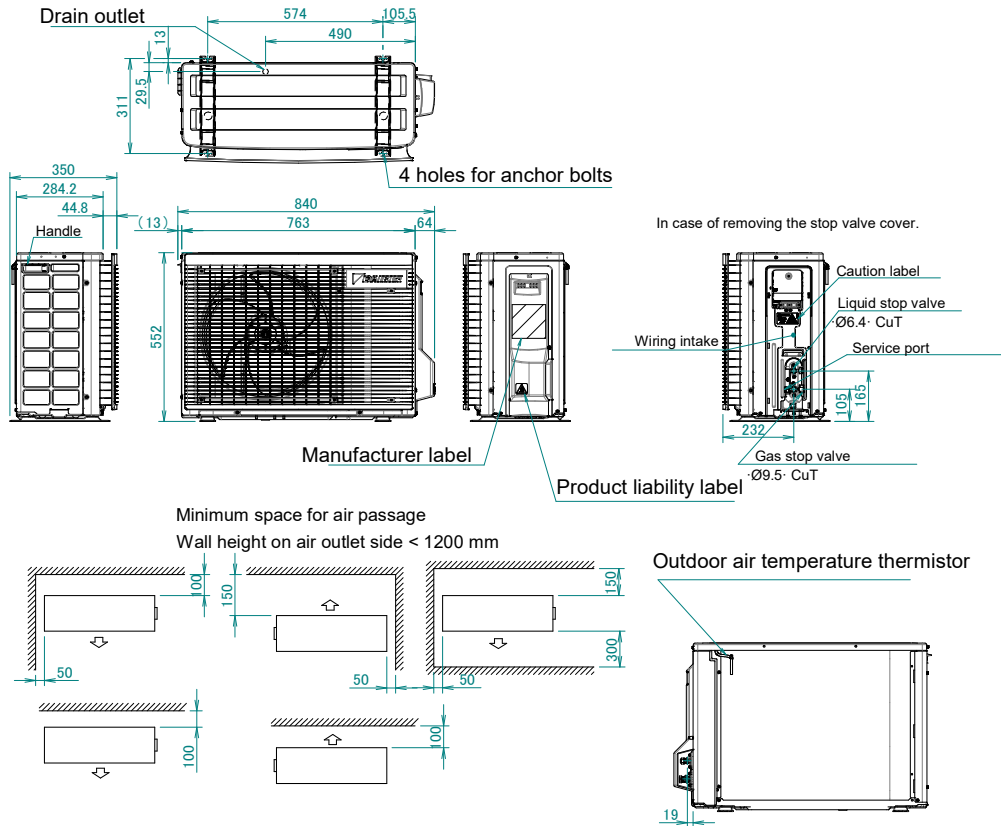
4D139752B

5 Dimensional drawings

5 - 1 Dimensional Drawings

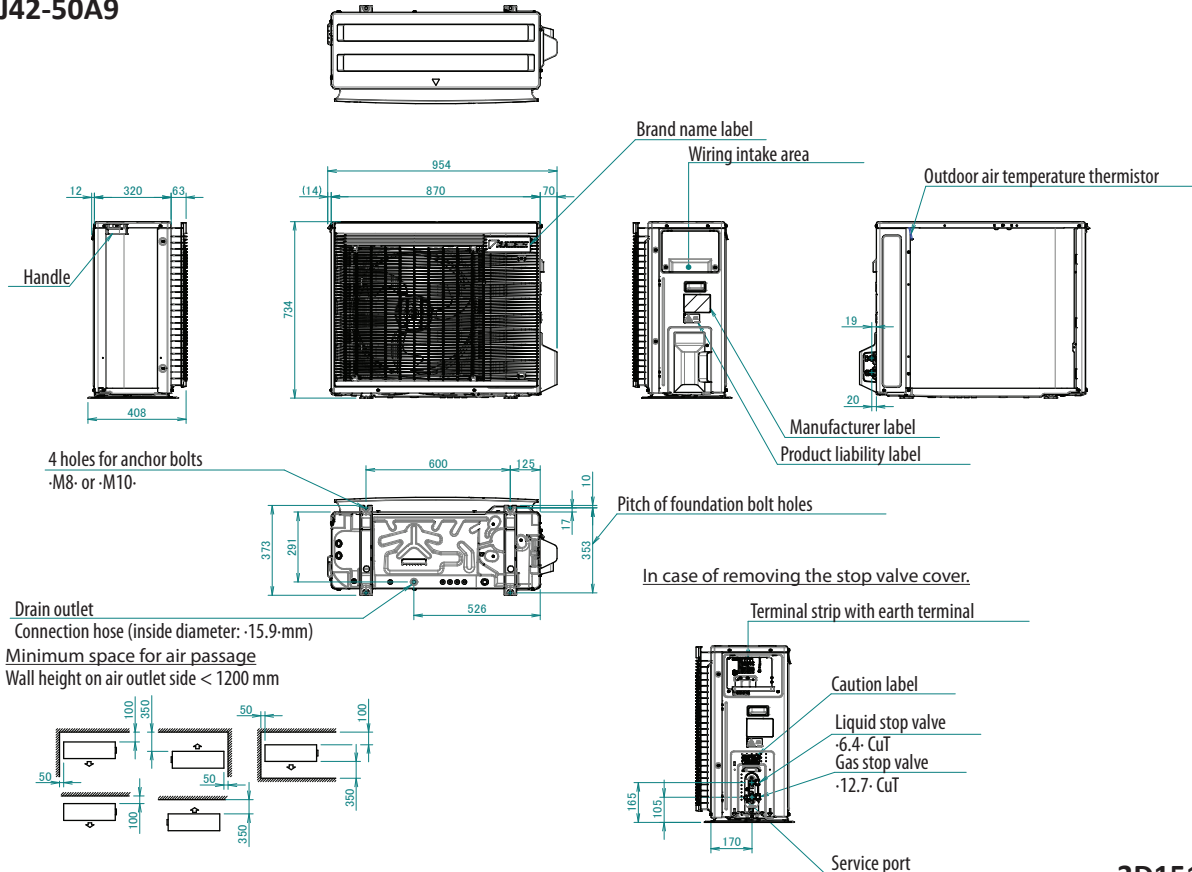
5

RXJ20-35A9



3D136863B

RXJ42-50A9

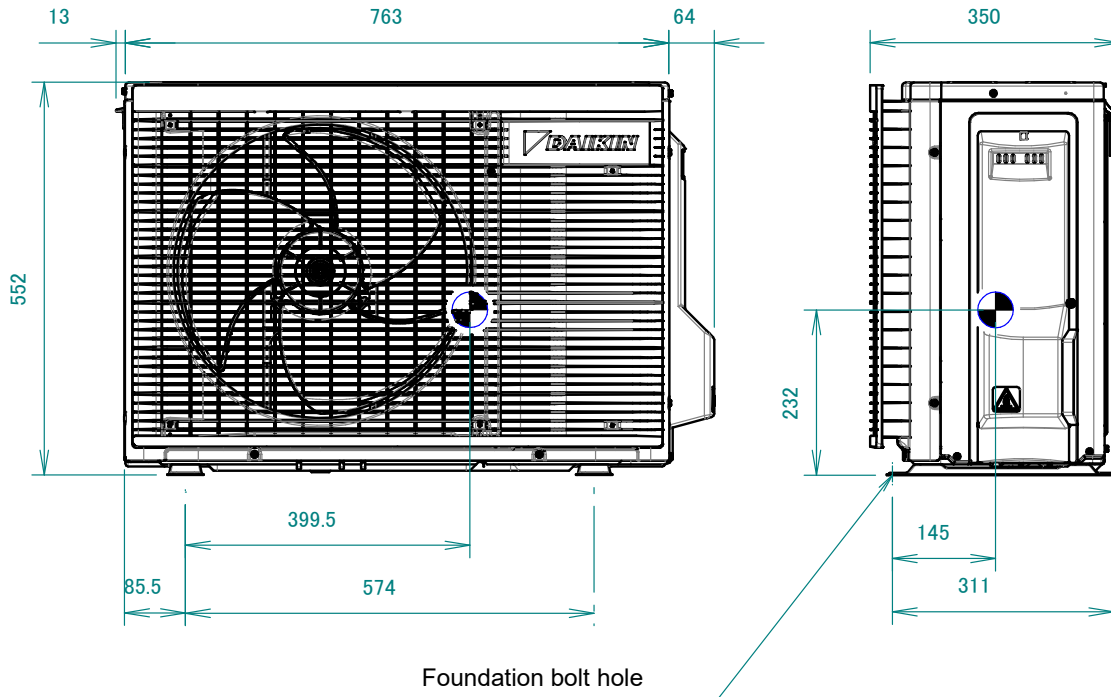


3D151871

6 Centre of gravity

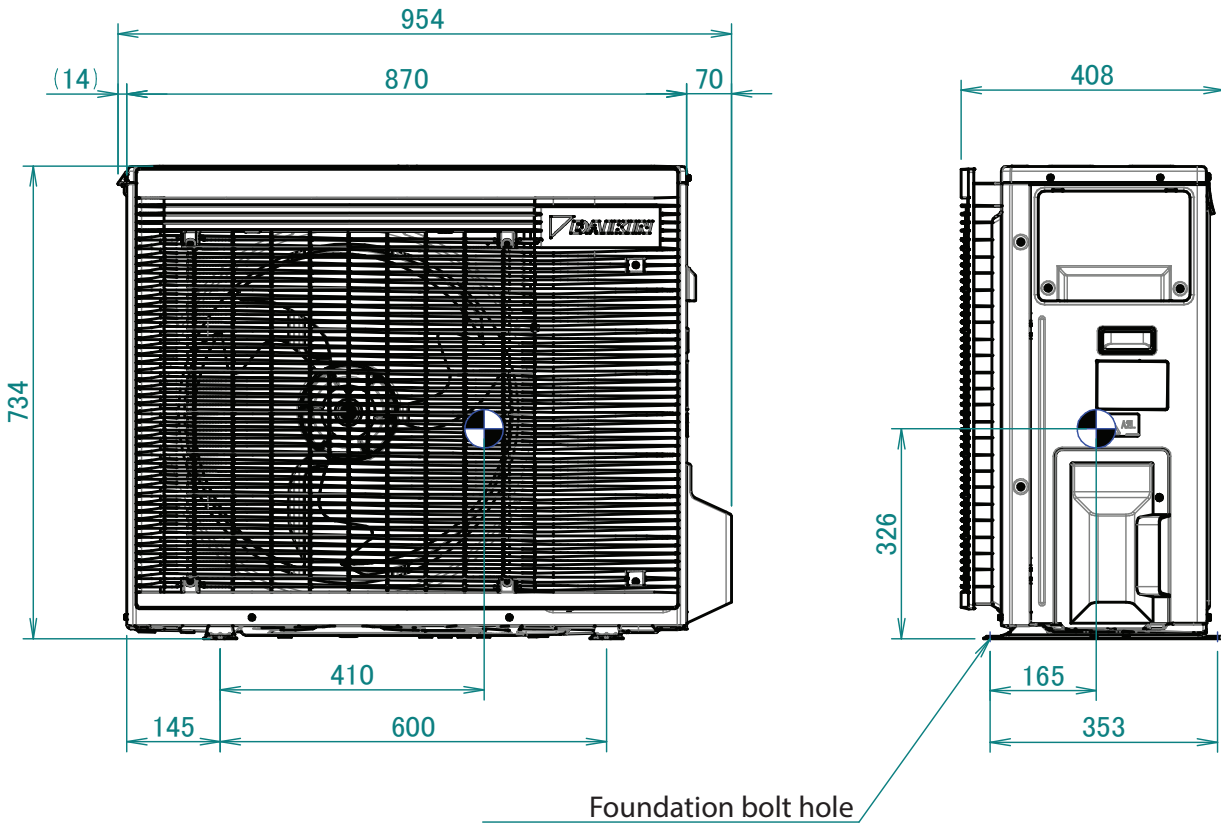
6 - 1 Centre of Gravity

RXJ20-35A9



4D686754

RXJ42-50A9



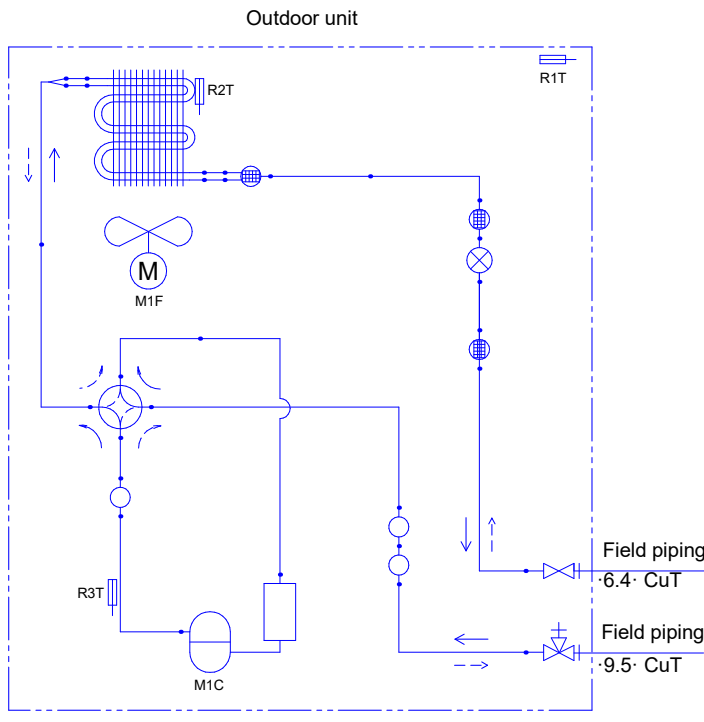
4D151959

7 Piping diagrams

7 - 1 Piping Diagrams

7

RXJ20-35A9



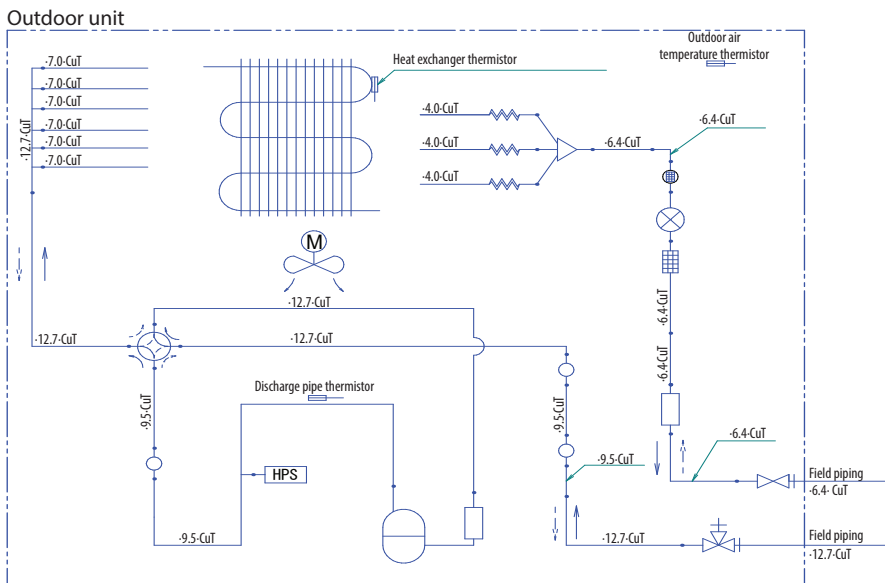
Legend

- Liquid stop valve
- Gas stop valve
- Muffler
- Muffler with filter
- Electronic expansion valve
- Filter
- Propeller fan
- Thermistor
- 4-way valve
- Accumulator or Compressor
- Heat exchanger

Refrigerant flow
 → Cooling
 - - - Heating

3D091995D

RXJ42-50A9



- Liquid stop valve
- Gas stop valve
- Muffler
- Muffler with filter
- Electronic expansion valve
- Filter
- Propeller fan
- High pressure switch Automatic reset
- Thermistor
- Capillary tube
- 4-way valve ON: heating
- Accumulator
- Compressor
- Heat exchanger
- Distributor

Refrigerant flow
 → Cooling
 - - - Heating

3D151341

8 Wiring diagrams

8 - 1 Wiring Diagrams - Three Phase

RXJ20-35A9

Wiring diagram For the power requirements, refer to the nameplate.

Field wiring

Indoor: X1M, F4U 30A, HL1, HN1, S, V2, V3, Z3C N=3, SA1, E1, E2, Z2C N=1, S40, GRY, BLK, YLW, GRN, GRN.

Outdoor: Z2C N=1, S40, GRY, BLK, YLW, GRN, GRN, S20, S80, S90, Y1E, Y1S, R1T, R2T, R3T, MR4, IPM2, S70, S30, FU2 3.15A, W, V, U, Z1C N=4, M1C, M1F.

Legend:

- C7 : Capacitor
- DB1 : Diode bridge
- IPM1 : Intelligent power module
- IPM2 : Intelligent power module
- L : Live
- M1C : Compressor motor
- M1F : Fan motor
- N : Neutral
- PAM : Pulse-amplitude modulation
- A1P : Printed circuit board
- PS : Switching power supply
- Q1L : Overload protector
- SA1 : Surge arrester
- X1M : Terminal strip
- Y1E : Electronic expansion valve coil
- Y1S : Reversing solenoid valve coil
- FU1, FU2, F4U : Fuse
- MR4, MR30 : Magnetic relay
- MRM10, MRM20 : Thermistor
- R1T, R2T, R3T : Thermistor
- S20, S30, S40, S70 : Connector
- S80, S90 : Connector
- V2, V3, V150 : Varistor
- Z1C, Z2C, Z3C : Ferrite core
- Z1F : Noise filter
- BLK : Black
- WHT : White
- RED : Red
- GRN : Green
- YLW : Yellow
- ORG : Orange
- BLU : Blue
- GRY : Grey
- ⊕ : Protective earth
- ⊖ : Earth

Notes

- Size: ·140 x 80·
- Refer to purchasing specification ·AS303002·, unless otherwise specified.

3D153803

RXJ42-50A9

Wiring diagram

Field wiring

Indoor: X1M, F4U 30A, 250V, HL1, HN1, S, V2, V3, Z3C N=2, SA1, E1, E2, Z2C N=5, S40, GRY, BLK, YLW, GRN, GRN.

Outdoor: Z2C N=5, S40, GRY, BLK, YLW, GRN, GRN, S20, S80, S90, Y1E, Y1S, R1T, R2T, R3T, MR4, IPM2, S70, S30, FU2 3.15A, W, V, U, Z1C N=4, M1C, M1F.

Legend:

- BLK : Black
- BLU : Blue
- YLW : Yellow
- BRN : Brown
- ORG : Orange
- RED : Red
- WHT : White
- GRN : Green
- GRY : Grey
- A1P : Printed circuit board
- C7, C8 : Capacitor
- F1U, F2U, F3U, F4U : Fuse
- K4R, K10R, K20R, K30R : Magnetic relay
- L : Live
- L1R, L2R : Reactor
- M1C : Compressor motor
- M1F : Fan motor
- N : Neutral
- N=2, N=4, N=5 : Number of passes
- PS : Switching power supply
- Q1M : Overload protector
- R1T~R5T : Thermistor
- S1PH : High pressure switch
- V821D, V822D : Diode
- V817T, V818T : IGBT
- V2R, V3R : Intelligent power module
- V1R : Diode bridge
- X1M : Terminal strip
- X1A~X900A : Connector
- Y1E : Electronic expansion valve coil
- Y1S : Reversing solenoid valve coil
- Z1C, Z2C, Z3C : Ferrite core
- Z1F, Z2F : Noise filter
- ⊕ : Protective earth
- ⊖ : Noiseless earth

NOTES

- Refer to the nameplate for the power requirements.
- Do not remove or replace fuse when the units are energized.
- (#) Only for the units with the suspend connector specified in the installation manual.

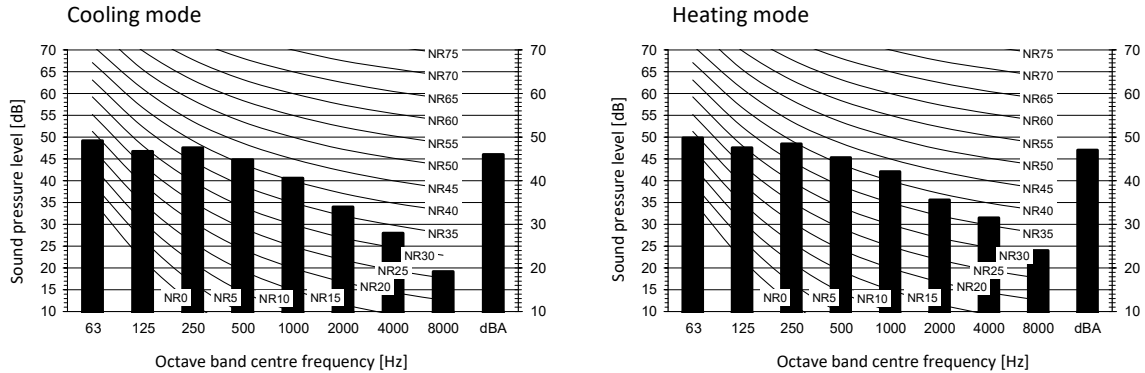
3D150217

9 Sound data

9 - 1 Sound Pressure Spectrum

9

RXJ20A9



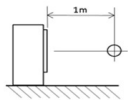
Legend

dBA = A-weighted sound pressure level (A scale according to IEC).

A Scale

B ■ Fan speed: High

Location of microphone



Cooling Total dB

A	B
dBA	46

Heating Total dB

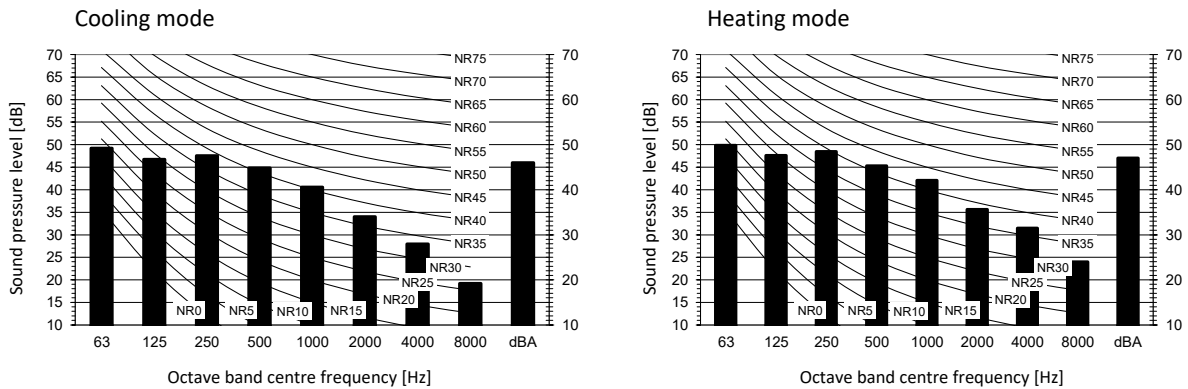
A	B
dBA	47

Notes

1. Operating conditions: power source 220-240 V/220 V 50/60 Hz; JIS standard
2. Background noise already taken into account.
3. Operating noise varies depending on operation and ambient conditions.
4. The operation noise measuring method is in accordance with JISC9612.
5. Measuring location: anechoic chamber

4D139647

RXJ25A9



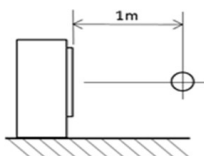
Legend

dBA = A-weighted sound pressure level (A scale according to IEC).

A Scale

B ■ Fan speed: High

Location of microphone



Cooling Total dB

A	B
dBA	46

Heating Total dB

A	B
dBA	47

Notes

1. Operating conditions: power source 220-240 V/220 V 50/60 Hz; JIS standard
2. Background noise already taken into account.
3. Operating noise varies depending on operation and ambient conditions.
4. The operation noise measuring method is in accordance with JISC9612.
5. Measuring location: anechoic chamber

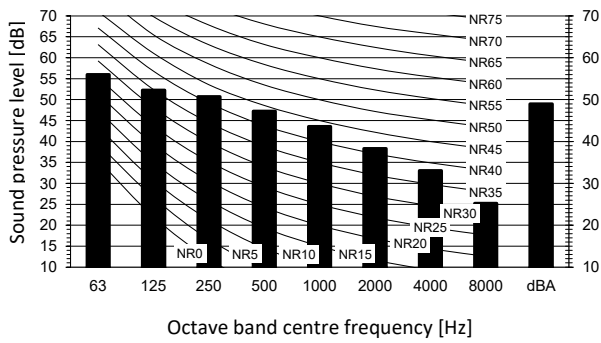
4D139649

9 Sound data

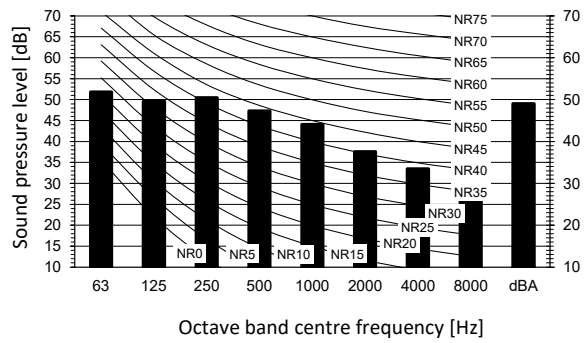
9 - 1 Sound Pressure Spectrum

RXJ35A9

Cooling mode



Heating mode



Legend

dBA = A-weighted sound pressure level (A scale according to IEC).

A Scale

Cooling Total dB

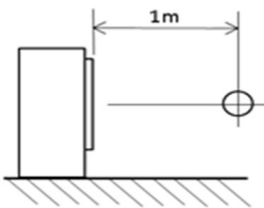
Heating Total dB

B ■ Fan speed: High

A	B
dBA	49

A	B
dBA	49

Location of microphone



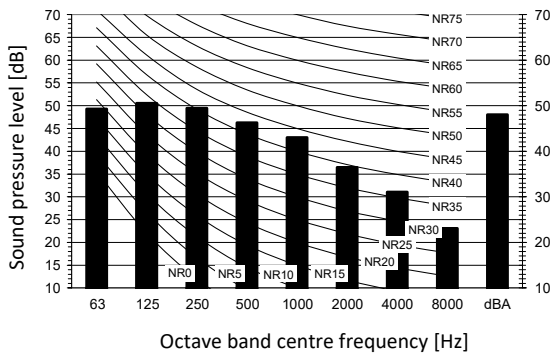
Notes

1. Operating conditions: power source 220-240 V/220 V 50/60 Hz; JIS standard
2. Background noise already taken into account.
3. Operating noise varies depending on operation and ambient conditions.
4. The operation noise measuring method is in accordance with JISC9612.
5. Measuring location: anechoic chamber

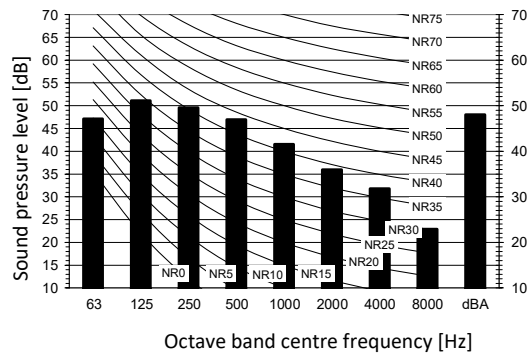
4D139651

RXJ42A9

Cooling mode



Heating mode



Legend

dBA = A-weighted sound pressure level (A scale according to IEC).

A Scale

Cooling Total dB

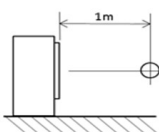
Heating Total dB

B ■ Fan speed: High

A	B
dBA	48

A	B
dBA	48

Location of microphone



Notes

1. Operating conditions: power source 220-240 V/220 V 50/60 Hz; JIS standard
2. Background noise already taken into account.
3. Operating noise varies depending on operation and ambient conditions.
4. The operation noise measuring method is in accordance with JISC9612.
5. Measuring location: anechoic chamber

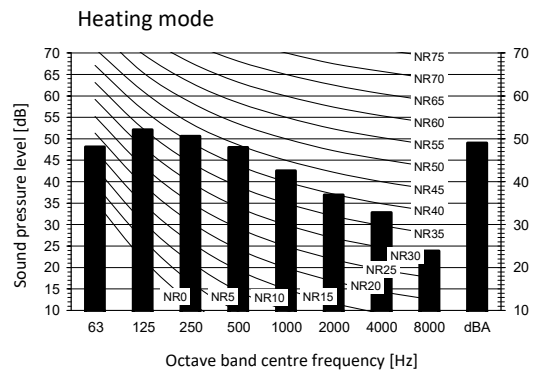
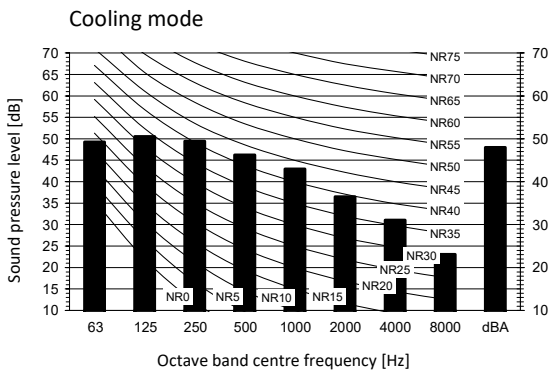
4D139653

9 Sound data

9 - 1 Sound Pressure Spectrum

9

RXJ50A9



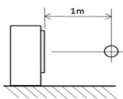
Legend

dBA = A-weighted sound pressure level (A scale according to IEC).

A Scale

B ■ Fan speed: High

Location of microphone



Cooling Total dB

A	B
dBA	48

Heating Total dB

A	B
dBA	49

Notes

1. Operating conditions: power source 220-240 V/220 V 50/60 Hz; JIS standard
2. Background noise already taken into account.
3. Operating noise varies depending on operation and ambient conditions.
4. The operation noise measuring method is in accordance with JISC9612.
5. Measuring location: anechoic chamber

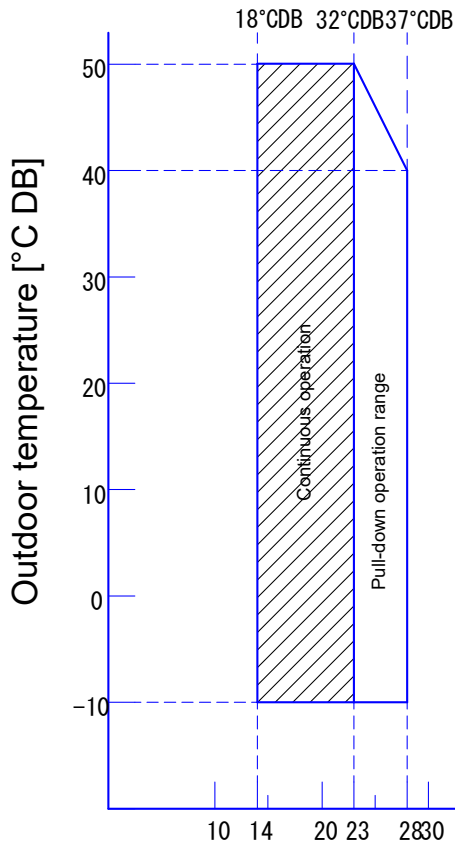
4D139655

10 Operation range

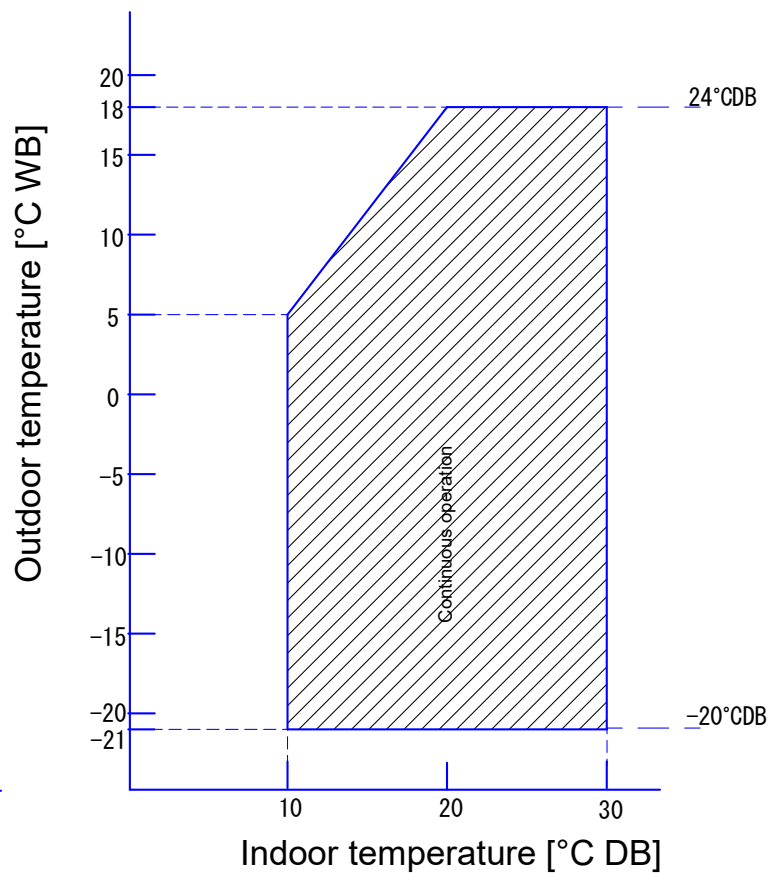
10 - 1 Operation Range

RXJ-A9

Cooling



Heating



Notes


1. The graph is based on the following conditions.

Corresponding refrigerant piping length: 5·m

Level difference: 0·m

Air flow rate High

4D154751



EEDEN25A

06/2025



The present leaflet is drawn up by way of information only and does not constitute an offer binding upon Daikin Europe N.V. Daikin Europe N.V. has compiled the content of this leaflet to the best of its knowledge. No express or implied warranty is given for the completeness, accuracy, reliability or fitness for particular purpose of its content and the products and services presented therein. Specifications are subject to change without prior notice. Daikin Europe N.V. explicitly rejects any liability for any direct or indirect damage, in the broadest sense, arising from or related to the use and/or interpretation of this leaflet. All content is copyrighted by Daikin Europe N.V.